

**FY 2021 PHYSICAL PLAN
GAA 2021 (RA 11518)**

Department : State Universities and Colleges (SUCs)
 Agency : Eastern Visayas State University
 Operating Unit : <not applicable>
 Organization Code : 08 075 0000000

Particulars	UACS CODE	Current Year Accomplishments			Physical Target (Budget Year)					Variance	Remarks
		Actual Jan.1-	Estimate Oct.1-	Total	Total	1st Quarter	2nd Quarter	3rd Quarter	4th Quarter		
1	2	3	4	5 = 3 + 4	6 = 7+8+9+10	7	8	9	10	11	12
Part A											
I. Organizational Outcome											
OO : Relevant and quality tertiary education ensured to achieve inclusive growth and access of poor but deserving students to <u>quality tertiary education increased</u>	3101000000000000										
HIGHER EDUCATION PROGRAM											
Outcome Indicators											
1. Percentage of first-time licensure exam takers that pass the licensure exams		37.11% (59/159)	0	37.11% (59/159)	49.45% (225/455)	32% (16/50)	56.25% (90/160)	40% (44/110)	55.56% (75/135)		
2. Percentage of graduates (2 years prior) that are employed		51.03% (2,000/3,919)	0	51.03% (2,000/3,919)	60% (900/1,500)		60% (270/450)		60% (630/1,050)		
Output Indicators											
1. Percentage of undergraduate students enrolled in CHED-identified and RDC-identified priority programs		71.40% (12,226/17,124)	65.07% (12,936/19,880)	67.99% (25,162/37,004)	62.95% (14,100/22,400)	64.35% (7,168/11,139)		61.56% (6,932/11,281)			
2. Percentage of undergraduate programs with accreditation		93.81% (91/97)	0	93.81% (91/97)	93.81% (91/97)		94.87% (37/39)	93.10% (27/29)	93.10% (27/29)		
OO : Higher education research improved to promote economic productivity and innovation	3201000000000000										
ADVANCED EDUCATION PROGRAM											
Outcome Indicator											
1. Percentage of graduate school faculty engaged in research work applied in any of the following:											
a. pursuing advanced research degree programs (Ph.D.) or		3.85%	0	3.85%	3.85% (1/26)				3.85% (1/26)		
b. actively pursuing within the last three (3) years (investigative research, basic and applied scientific research, policy											
research, social science research) or		30.77% (8/26)	0	30.77% (8/26)	30.77% (8/26)				30.77% (8/26)		

Department : State Universities and Colleges (SUCs)
 Agency : Eastern Visayas State University
 Operating Unit : <not applicable>
 Organization Code : 08 075 0000000

Particulars	UACS CODE	Current Year Accomplishments			Physical Target (Budget Year)					Variance	Remarks
		Actual Jan.1-	Estimate Oct.1-	Total	Total	1st Quarter	2nd Quarter	3rd Quarter	4th Quarter		
1	2	3	4	5 = 3 +4	6 = 7+8+9+10	7	8	9	10	11	12
c. producing technologies for commercialization											
or livelihood improvement or											
d. whose research work resulted in an											
extension program		7.69%(2/26)	0	7.69%(2/26)	7.69% (2/26)				7.69% (2/26)		
Output Indicators											
1. Percentage of graduate students enrolled											
in research degree programs		85.94% (868/1010)	0	85.94% (868/1010)	86.67% (2,600/3,000)	83.33% (1500/1800)		91.67% (1,100/1,200)			
2. Percentage of accredited graduate											
programs		85.71% (12/14)	0	85.71% (12/14)	85.71% (12/14)				85.71% (12/14)		
RESEARCH PROGRAM											
Outcome Indicator											
1. Number of research outputs in the last											
three years utilized by the industry or											
by other beneficiaries		3	2	5	12			6	6		
Output Indicators											
1. Number of research outputs completed											
within the year		13	6	19	35	5	10	10	10		
2. Percentage of research outputs published											
in internationally-refereed or CHED											
recognized journal within the year		35.94% (23/64)	31.25% (5/16)	35% (28/80)	10.59% (9/85)		10.53% (2/19)	10.71% (3/28)	10.53% (4/38)		
OO : Community engagement increased	3301000000000000										
TECHNICAL ADVISORY EXTENSION PROGRAM											
Outcome Indicator											
1. Number of active partnerships with LGUs,											
industries, NGOs, NGAs, SMEs, and											
other stakeholders as a result of											
extension activities		26	4	30	15	5	4	3	3		
Output Indicators											
1. Number of trainees weighted by the											
length of training		85	30	115	1300	400	300	300	300		


Department : State Universities and Colleges (SUCs)
 Agency : Eastern Visayas State University
 Operating Unit : <not applicable>
 Organization Code : 08 075 0000000


Particulars	UACS CODE	Current Year Accomplishments			Physical Target (Budget Year)					Variance	Remarks
		Actual Jan.1-	Estimate Oct.1-	Total	Total	1st Quarter	2nd Quarter	3rd Quarter	4th Quarter		
1	2	3	4	5 = 3 + 4	6 = 7+8+9+10	7	8	9	10	11	12
2. Number of extension programs organized											
AND supported CONSISTENT WITH the SUC's											
mandated and priority programs		28	8	36	50	15	15	10	10		
3. Percentage of beneficiaries who rate the											
training course/s as satisfactory or											
higher in terms of quality and relevance		94.12% (80/85)	100% (30/30)	95.65% (110/115)	94% (1,222/1,300)	94% (376/400)	94% (282/300)	94% (282/300)	94% (282/300)		


Prepared By / Certified Correct :

In coordination with / Certified Correct :

Approved By :


 ANAÑO BARTOLOME CADLUM
 Planning Officer
 Date:


 LIM MARLENE UY
 Director, Finance Services
 Date:


 AGUIRRE JR, DOMINADOR OLIMPO
 SUC President III
 Date: