

# QUARTERLY PHYSICAL REPORT OF OPERATION


As of December 31, 2022


Department : State Universities and Colleges (SUCs)  
 Agency : Eastern Visayas State University  
 Operating Unit : < not applicable >  
 Organization Code (UACS) : 08 075 0000000


Particulars	UACS CODE	Physical Target (Budget Year)					Physical Accomplishment (Budget Year)					Variance as of 12/31/2022	Remarks
		1st Quarter	2nd Quarter	3rd Quarter	4th Quarter	Total	1st Quarter	2nd Quarter	3rd Quarter	4th Quarter	Total		
1	2	3	4	5	6	7	8	9	10	11	12	13	14
HIGHER EDUCATION PROGRAM	310100000000000												
OO : Relevant and quality tertiary education ensured to achieve inclusive growth and access of poor but deserving students to quality tertiary education increased													
Outcome Indicators													
1. Percentage of first-time licensure exam takers that pass the licensure exams		32% (16/50)	56.25% (90/160)	40% (44/110)	55.56% (75/135)	49.45%	46.85% (52/111)	58.60% (109/186)	61.47% (142/231)	52.95% (494/933)	54.55% (797/1,461)	5.10%	
2. Percentage of graduates (2 years prior) that are employed			60% (270/450)		60% (630/1,050)	60%	41.18% (651/1,581)		41.26% (553/1,340)		41.22% (1,204/2,921)	-18.78%	
Output Indicators													
1. Percentage of undergraduate students enrolled in CHED-identified and RDC-identified priority programs		64.35% (7,168/11,139)		61.56% (6,932/11,261)		62.95%	61.47% (10,108/16,444)		58.27% (12,835/22,026)		59.64% (22,943/38,470)	-3.31%	
2. Percentage of undergraduate programs with accreditation			94.87% (37/39)	93.10% (27/29)	93.10% (27/29)	93.81%	83.07% (54/65)				83.07% (54/65)	-10.74%	
ADVANCED EDUCATION PROGRAM	320100000000000												
OO : Higher education research improved to promote economic productivity and innovation													
Outcome Indicator													
1. Percentage of graduate school faculty engaged in research work applied in any of the following:													
a. pursuing advanced research degree programs (Ph.D.) or		3.85% (1/26)				3.85%	12.5% (2/16)				12.5% (2/16)	8.65%	
b. actively pursuing within the last three (3) years (investigative research, basic and applied scientific research, policy research, social science research) or			30.77% (8/26)			30.77%	56.25% (9/16)		18.75% (3/16)		56.75% (12/16)	25.98%	
c. producing technologies for commercialization or livelihood improvement or													
d. whose research work resulted in an extension program				7.69% (2/26)		7.69%				0	0	-7.69%	
Output Indicators													
1. Percentage of graduate students enrolled													

Department : State Universities and Colleges (SUCs)  
Agency : Eastern Visayas State University  
Operating Unit : < not applicable >  
Organization Code (UACS) : 08 075 0000000

Particulars	UACS CODE	Physical Target (Budget Year)					Physical Accomplishment (Budget Year)					Variance as of 12/31/2022	Remarks
		1st Quarter	2nd Quarter	3rd Quarter	4th Quarter	Total	1st Quarter	2nd Quarter	3rd Quarter	4th Quarter	Total		
1	2	3	4	5	6	7	8	9	10	11	12	13	14
in research degree programs		83.33% ( 1,500/1,800)		91.67% (1,100/1,200)		86.67%	44.02% (394/895)		79.88% (774/969)		62.66% (1,168/1,864)	-24.01%	
2. Percentage of accredited graduate programs				85.71% (12/14)		85.71%			85.71%(12/14)		85.71%(12/14)	0	
RESEARCH PROGRAM	320200000000000												
OO : Higher education research improved to promote economic productivity and innovation													
Outcome Indicator													
1. Number of research outputs in the last three years utilized by the industry or by other beneficiaries			3	4	5	12				28	28	16	
Output Indicators													
1. Number of research outputs completed within the year		7	8	10	10	35	1		56	7	64	29	
2. Percentage of research outputs published in internationally-refereed or CHED recognized journal within the year			10.53% (2/19)	10.71% (3/28)	10.53% (4/38)	10.59%	8.57% (3/35)	20% (7/35)	34.28 (12/35)	0	62.86% (22/35)	52.27%	
TECHNICAL ADVISORY EXTENSION PROGRAM	330100000000000												
OO : Community engagement increased													
Outcome Indicator													
1. Number of active partnerships with LGUs, industries, NGOs, NGAs, SMEs, and other stakeholders as a result of extension activities		3	4	4	4	15	12	8	9	19	48	33	
Output Indicators													
1. Number of trainees weighted by the length of training		300	300	400	300	1,300	25	425.50	289	866.75	1,606.25	306.25	
2. Number of extension programs organized and supported consistent with the SUC's mandated and priority programs		10	15	15	10	50	14		5	8	27	-23	
3. Percentage of beneficiaries who rate the training course/s as satisfactory or higher in terms of quality and relevance		94% ( 282/300)	94% ( 282/300)	94% (376/400)	94% ( 282/300)	94%	100% (20/20)	99.74% (384/385)		96.94% (730/753)	97.93% (1,134/1,158)	3.93%	

Prepared By:   
BACUNGAN, CHRISTOPHER CAYANONG  
Director, IPDO  
Date: 2023-01-26 15:15:30

In coordination with:  
  
LIM, MARLENE UY  
CAO, Finance Services Division  
Date: 2023-01-26 15:38:55

Approved By:   
DE PAZ, DENNIS CARINEA  
University President  
Date: 2023-01-26 16:18:26