

**SUMMARY OF APPROVED BUDGET, UTILIZATIONS, DISBURSEMENTS AND BALANCES BY OBJECT OF EXPENDITURES**  
**(For Off-Budgetary Funds)**  
**As at the Quarter Ending December 31, 2024**

Department : State Universities and Colleges (SUCs)  
 Agency/Entity : Eastern Visayas State University  
 Operating Unit : < not applicable >  
 Organization Code (UACS) : 08 075 000000  
 Fund Cluster : 05 - Internally Generated Funds  
 (e.g. UACS Fund Cluster: 05-Internally Generated Funds and 06-Business Related Funds)


Particulars	UACS CODE	Approved Budget			Utilizations					Disbursements				Balances			
		Approved Budgeted Revenue	Adjustments (Reductions, Modifications/ Augmentations)	Adjusted Budgeted Revenue	1st Quarter Ending March 31	2nd Quarter Ending June 30	3rd Quarter Ending September 30	4th Quarter Ending December 31	Total	1st Quarter Ending March 31	2nd Quarter Ending June 30	3rd Quarter Ending September 30	4th Quarter Ending December 31	Total	Unutilized Budget	Unpaid Obligations (10-15)=(17+18)	
1	2	3	4	5=[(3)-(4)]	6	7	8	9	10=(6+7+8+9)	11	12	13	14	15=(11+12+13+14)	16=(5-10)	17	18
<b>SUMMARY</b>																	
<b>A. AGENCY SPECIFIC BUDGET</b>																	
Personnel Services		65,630,964.71	51,587,833.03	117,218,797.74	16,838,441.04	22,183,350.16	12,673,089.84	33,958,865.92	85,653,746.96	14,927,105.71	23,393,697.98	13,238,859.17	33,904,539.31	85,464,202.17	31,565,050.78	189,544.79	0.00
Other Compensation	5010200000	65,630,964.71	51,587,833.03	117,218,797.74	16,838,441.04	22,183,350.16	12,673,089.84	33,958,865.92	85,653,746.96	14,927,105.71	23,393,697.98	13,238,859.17	33,904,539.31	85,464,202.17	31,565,050.78	189,544.79	0.00
Honoraria	5010210000	65,630,964.71	51,587,833.03	117,218,797.74	16,838,441.04	22,183,350.16	12,673,089.84	33,958,865.92	85,653,746.96	14,927,105.71	23,393,697.98	13,238,859.17	33,904,539.31	85,464,202.17	31,565,050.78	189,544.79	0.00
Honoraria - Civilian	5010210001	65,630,964.71	51,587,833.03	117,218,797.74	16,838,441.04	22,183,350.16	12,673,089.84	33,958,865.92	85,653,746.96	14,927,105.71	23,393,697.98	13,238,859.17	33,904,539.31	85,464,202.17	31,565,050.78	189,544.79	0.00
Maintenance and Other Operating Expenses		185,156,079.03	285,782,806.33	470,918,685.36	18,860,248.86	35,006,863.09	34,738,201.56	50,989,407.01	139,594,520.52	14,645,602.39	29,723,264.53	26,862,431.86	42,489,925.75	113,731,224.53	331,324,164.84	16,533,958.87	9,329,337.12
Traveling Expenses	5020100000	15,041,275.54	20,186,262.12	35,227,537.66	1,866,427.44	3,673,926.39	2,647,982.41	4,896,602.73	12,804,938.97	1,513,905.44	3,613,834.05	2,516,926.55	4,162,423.35	11,809,089.39	22,422,598.69	628,131.18	367,718.40
Traveling Expenses - Local	5020101000	14,721,275.54	15,405,722.70	30,126,968.24	1,470,097.56	2,851,787.52	2,458,979.73	4,183,317.03	10,964,181.84	1,397,575.56	2,791,695.18	2,329,923.87	3,449,137.65	9,968,332.26	19,162,816.40	628,131.18	367,718.40
Traveling Expenses - Local	5020101000	14,721,275.54	15,405,722.70	30,126,968.24	1,470,097.56	2,851,787.52	2,458,979.73	4,183,317.03	10,964,181.84	1,397,575.56	2,791,695.18	2,329,923.87	3,449,137.65	9,968,332.26	19,162,816.40	628,131.18	367,718.40
Traveling Expenses - Foreign	5020102000	320,000.00	4,780,539.42	5,100,539.42	116,329.88	822,138.87	189,002.68	713,285.70	1,840,757.13	116,329.88	822,138.87	189,002.68	713,285.70	1,840,757.13	3,259,782.29	0.00	0.00
Traveling Expenses - Foreign	5020102000	320,000.00	4,780,539.42	5,100,539.42	116,329.88	822,138.87	189,002.68	713,285.70	1,840,757.13	116,329.88	822,138.87	189,002.68	713,285.70	1,840,757.13	3,259,782.29	0.00	0.00
Training and Scholarship Expenses	5020200000	14,927,988.50	19,951,257.38	34,879,245.86	1,552,410.00	2,158,446.67	2,363,755.86	3,092,180.93	9,166,793.46	1,059,110.00	1,395,871.67	1,944,017.61	3,072,748.48	7,471,747.76	25,712,452.40	1,401,549.20	293,496.50
Training Expenses	5020201000	13,677,988.50	19,102,847.80	32,780,636.30	1,308,410.00	1,916,964.00	2,171,814.25	2,775,449.78	8,172,638.03	975,110.00	1,067,784.00	1,718,701.00	2,749,810.48	6,511,385.48	24,607,998.27	1,387,756.05	293,496.50
Training Expenses	5020201002	13,677,988.50	19,102,847.80	32,780,636.30	1,308,410.00	1,916,964.00	2,171,814.25	2,775,449.78	8,172,638.03	975,110.00	1,067,784.00	1,718,701.00	2,749,810.48	6,511,385.48	24,607,998.27	1,387,756.05	293,496.50
Scholarship Grants/Expenses	5020202000	1,250,000.00	848,909.58	2,098,609.56	244,000.00	241,482.67	191,941.61	316,731.15	994,155.43	84,000.00	328,107.67	225,316.61	322,938.00	960,362.28	1,104,454.13	33,793.15	0.00
Scholarship Grants/Expenses	5020202000	1,250,000.00	848,909.58	2,098,609.56	244,000.00	241,482.67	191,941.61	316,731.15	994,155.43	84,000.00	328,107.67	225,316.61	322,938.00	960,362.28	1,104,454.13	33,793.15	0.00
Supplies and Materials Expenses	5020300000	51,883,759.38	87,130,457.75	139,014,217.13	1,647,348.85	7,188,325.18	6,877,829.97	11,003,040.57	26,716,544.57	463,731.99	3,931,121.24	5,265,592.23	6,361,347.75	16,021,793.21	112,287,672.56	3,802,678.59	6,892,072.77
Office Supplies Expenses	5020301000	9,308,282.45	17,802,032.66	26,910,315.11	47,806.63	2,341,810.39	1,193,766.72	1,989,728.04	5,572,911.78	15,238.87	809,670.39	1,730,072.25	913,135.82	3,468,117.33	21,337,403.33	723,942.00	1,380,852.45
Office Supplies Expenses	5020301002	9,308,282.45	17,802,032.66	26,910,315.11	47,806.63	2,341,810.39	1,193,766.72	1,989,728.04	5,572,911.78	15,238.87	809,670.39	1,730,072.25	913,135.82	3,468,117.33	21,337,403.33	723,942.00	1,380,852.45
Accountable Forms Expenses	5020302000	900,000.00	327,614.35	1,227,614.35	0.00	0.00	0.00	0.00	0.00	0.00	0.00	0.00	0.00	0.00	1,227,614.35	0.00	0.00
Accountable Forms Expenses	5020302000	900,000.00	327,614.35	1,227,614.35	0.00	0.00	0.00	0.00	0.00	0.00	0.00	0.00	0.00	0.00	1,227,614.35	0.00	0.00
Drugs and Medicines Expenses	5020307000	844,168.00	3,637,561.90	4,481,729.90	0.00	436,058.44	(4,375.00)	0.00	431,683.44	0.00	0.00	431,683.44	0.00	431,683.44	4,050,046.46	0.00	0.00
Drugs and Medicines Expenses	5020307000	844,168.00	3,637,561.90	4,481,729.90	0.00	436,058.44	(4,375.00)	0.00	431,683.44	0.00	0.00	431,683.44	0.00	431,683.44	4,050,046.46	0.00	0.00
Medical, Dental and Laboratory Supplies Expenses	5020308000	4,317,846.00	19,511,377.19	23,829,223.19	(7,000.00)	646,648.75	292,018.00	623,162.50	1,554,829.25	(19,111.00)	229,504.75	421,735.00	411,329.50	1,043,458.25	22,274,393.94	258,141.00	253,230.00
Medical, Dental and Laboratory Supplies Expenses	5020308000	4,317,846.00	19,511,377.19	23,829,223.19	(7,000.00)	646,648.75	292,018.00	623,162.50	1,554,829.25	(19,111.00)	229,504.75	421,735.00	411,329.50	1,043,458.25	22,274,393.94	258,141.00	253,230.00
Fuel, Oil and Lubricants Expenses	5020309000	1,801,800.00	1,617,422.20	3,419,222.20	291,023.70	297,582.28	585,234.53	350,825.96	1,524,666.47	289,473.70	298,632.78	574,315.90	347,566.50	1,509,988.38	1,894,555.73	14,678.09	0.00
Fuel, Oil and Lubricants Expenses	5020309000	1,801,800.00	1,617,422.20	3,419,222.20	291,023.70	297,582.28	585,234.53	350,825.96	1,524,666.47	289,473.70	298,632.78	574,315.90	347,566.50	1,509,988.38	1,894,555.73	14,678.09	0.00
Textbooks and Instructional Materials Expenses	5020311000	2,315,964.00	6,951,898.45	9,267,662.45	(69,965.00)	445,914.00	0.00	925,834.50	1,301,783.50	(69,965.00)	81,865.00	364,249.00	(125,973.00)	249,976.00	7,965,878.95	672,592.50	379,215.00
Textbooks and Instructional Materials Expenses	5020311001	2,315,964.00	6,951,898.45	9,267,662.45	(69,965.00)	445,914.00	0.00	925,834.50	1,301,783.50	(69,965.00)	81,865.00	364,249.00	(125,973.00)	249,976.00	7,965,878.95	672,592.50	379,215.00
Other Supplies and Materials Expenses	5020399000	32,395,898.93	37,482,751.00	69,878,449.93	1,385,483.52	3,020,511.32	4,811,185.72	7,113,489.57	16,330,670.13	248,095.42	2,511,648.82	1,743,536.84	4,815,288.93	9,318,569.81	53,547,779.80	2,133,325.00	4,878,775.32
Other Supplies and Materials Expenses	5020399000	32,395,898.93	37,482,751.00	69,878,449.93	1,385,483.52	3,020,511.32	4,811,185.72	7,113,489.57	16,330,670.13	248,095.42	2,511,648.82	1,743,536.84	4,815,288.93	9,318,569.81	53,547,779.80	2,133,325.00	4,878,775.32
Utility Expenses	5020400000	9,930,500.09	23,541,570.69	33,472,070.78	4,399,713.42	6,910,349.87	4,847,630.57	8,568,891.66	24,728,585.52	2,892,203.80	8,417,859.49	4,818,656.35	8,596,352.38	24,728,074.02	8,745,485.26	1,511.50	0.00
Water Expenses	5020401000	1,539,645.84	2,054,001.06	3,593,546.90	206,161.63	319,197.77	301,392.90	435,865.92	1,262,618.22	204,433.63	320,925.77	272,420.68	463,326.64	1,261,106.72	2,330,928.68	1,511.50	0.00
Water Expenses	5020401000	1,539,645.84	2,054,001.06	3,593,546.90	206,161.63	319,197.77	301,392.90	435,865.92	1,262,618.22	204,433.63	320,925.77	272,420.68	463,326.64	1,261,106.72	2,330,928.68	1,511.50	0.00
Electricity Expenses	5020402000	8,390,954.25	21,487,569.63	29,878,523.88	4,193,551.79	6,591,152.10	4,546,237.67	8,133,025.74	23,465,967.30	2,687,770.17	8,096,933.72	4,546,237.67	8,133,025.74	23,465,967.30	6,414,556.58	0.00	0.00
Electricity Expenses	5020402000	8,390,954.25	21,487,569.63	29,878,523.88	4,193,551.79	6,591,152.10	4,546,237.67	8,133,025.74	23,465,967.30	2,687,770.17	8,096,933.72	4,546,237.67	8,133,025.74	23,465,967.30	6,414,556.58	0.00	0.00
Communication Expenses	5020500000	5,862,800.00	13,185,368.51	18,848,168.51	867,019.81	888,751.98	727,352.68	1,380,556.72	3,863,681.19	830,294.11	913,357.68	730,772.68	518,656.72	2,993,081.19	14,984,487.32	780,350.00	110,250.00
Postage and Courier Services	5020501000	50,000.00	286,745.09	336,745.09	0.00	1,526.00	0.00	0.00	1,526.00	0.00	605.00	921.00	0.00	335,219.09	0.00	0.00	
Postage and Courier Services	5020501000	50,000.00	286,745.09	336,745.09	0.00	1,526.00	0.00	0.00	1,526.00	0.00	605.00	921.00	0.00	335,219.09	0.00	0.00	
Telephone Expenses	5020502000	2,374,800.00	8,834,400.53	11,209,200.53	88,925.70	0.00	44,100.00	1,053,034.80	1,186,080.50	52,200.00	36,725.70	44,100.00	191,134.80	324,160.50	7,722		


Department : State Universities and Colleges (SUCs)  
 Agency/Entity : Eastern Visayas State University  
 Operating Unit : < not applicable >  
 Organization Code (UACS) : 08 075 000000  
 Fund Cluster : 05 - Internally Generated Funds  
 (e.g. UACS Fund Cluster: 05-Internally Generated Funds and 06-Business Related Funds)


Particulars	UACS CODE	Approved Budget			Utilizations					Disbursements				Balances			
		Approved Budgeted Revenue	Adjustments (Reductions, Modifications/Augmentations)	Adjusted Budgeted Revenue	1st Quarter Ending March 31	2nd Quarter Ending June 30	3rd Quarter Ending September 30	4th Quarter Ending December 31	Total	1st Quarter Ending March 31	2nd Quarter Ending June 30	3rd Quarter Ending September 30	4th Quarter Ending December 31	Total	Unutilized Budget	Unpaid Obligations (10-15)=(17+18)	
		3	4	5=(3+4)	6	7	8	9	10=(6+7+8+9)	11	12	13	14	15=(11+12+13+14)	16=(5-10)	Due and Demandable	Not Yet Due and Demandable
<b>SUMMARY</b>																	
<b>A. AGENCY SPECIFIC BUDGET</b>																	
Consultancy Services	5021103000	100,000.00	350,753.44	450,753.44	0.00	0.00	0.00	0.00	0.00	0.00	0.00	0.00	0.00	0.00	450,753.44	0.00	0.00
Consultancy Services	5021103002	100,000.00	350,753.44	450,753.44	0.00	0.00	0.00	0.00	0.00	0.00	0.00	0.00	0.00	0.00	450,753.44	0.00	0.00
Other Professional Services	5021199000	390,000.00	801,600.00	1,191,600.00	0.00	0.00	0.00	0.00	0.00	0.00	0.00	0.00	0.00	0.00	1,191,600.00	0.00	0.00
Other Professional Services	5021199000	390,000.00	801,600.00	1,191,600.00	0.00	0.00	0.00	0.00	0.00	0.00	0.00	0.00	0.00	0.00	1,191,600.00	0.00	0.00
General Services	5021200000	9,198,997.04	11,524,398.08	20,723,393.12	1,300,970.32	3,778,728.41	5,935,264.87	2,554,373.44	13,569,337.04	1,300,970.32	3,520,219.85	2,674,855.87	2,412,497.69	9,908,543.73	7,154,058.08	3,860,793.31	0.00
Janitorial Services	5021202000	3,570,000.00	3,116,084.92	6,686,084.92	933,831.56	1,565,527.81	1,033,667.64	1,973,081.37	5,506,108.38	933,831.56	1,565,527.81	1,033,667.64	1,973,081.37	5,506,108.38	1,179,978.54	0.00	0.00
Janitorial Services	5021202000	3,570,000.00	3,116,084.92	6,686,084.92	933,831.56	1,565,527.81	1,033,667.64	1,973,081.37	5,506,108.38	933,831.56	1,565,527.81	1,033,667.64	1,973,081.37	5,506,108.38	1,179,978.54	0.00	0.00
Security Services	5021203000	5,628,997.04	7,008,311.16	12,637,308.20	367,138.78	2,213,200.60	4,901,597.23	581,292.07	8,063,228.66	367,138.78	1,954,892.04	1,641,188.23	439,418.32	4,402,435.35	4,574,079.54	3,860,793.31	0.00
Security Services	5021203000	5,628,997.04	7,008,311.16	12,637,308.20	367,138.78	2,213,200.60	4,901,597.23	581,292.07	8,063,228.66	367,138.78	1,954,892.04	1,641,188.23	439,418.32	4,402,435.35	4,574,079.54	3,860,793.31	0.00
Other General Services	5021299000	0.00	1,400,000.00	1,400,000.00	0.00	0.00	0.00	0.00	0.00	0.00	0.00	0.00	0.00	0.00	1,400,000.00	0.00	0.00
Other General Services	5021299000	0.00	1,400,000.00	1,400,000.00	0.00	0.00	0.00	0.00	0.00	0.00	0.00	0.00	0.00	0.00	1,400,000.00	0.00	0.00
Repairs and Maintenance	5021300000	16,913,309.00	29,952,581.49	46,865,890.49	485,081.02	2,314,153.59	1,343,026.50	2,623,926.11	6,766,187.22	439,051.02	1,081,294.61	1,547,992.78	2,458,433.81	5,526,772.22	40,099,703.27	826,630.00	412,785.00
Repairs and Maintenance - Land Improvements	5021302000	100,000.00	200,000.00	300,000.00	0.00	0.00	0.00	0.00	0.00	0.00	0.00	0.00	0.00	0.00	300,000.00	0.00	0.00
Other Land Improvements	5021302000	100,000.00	200,000.00	300,000.00	0.00	0.00	0.00	0.00	0.00	0.00	0.00	0.00	0.00	0.00	300,000.00	0.00	0.00
Repairs and Maintenance - Infrastructure Assets	5021303000	200,000.00	1,388,385.00	1,588,385.00	0.00	0.00	0.00	0.00	0.00	0.00	0.00	0.00	0.00	0.00	1,588,385.00	0.00	0.00
Water Supply Systems	5021303004	100,000.00	300,000.00	400,000.00	0.00	0.00	0.00	0.00	0.00	0.00	0.00	0.00	0.00	0.00	400,000.00	0.00	0.00
Power Supply Systems	5021303005	100,000.00	1,088,385.00	1,188,385.00	0.00	0.00	0.00	0.00	0.00	0.00	0.00	0.00	0.00	0.00	1,188,385.00	0.00	0.00
Repairs and Maintenance - Buildings and Other Structures	5021304000	12,780,613.00	14,255,248.09	27,035,859.09	471,091.02	2,072,968.11	1,258,426.50	2,574,826.10	6,377,311.73	425,061.02	1,059,287.61	1,346,449.30	2,356,848.80	5,187,448.73	20,658,547.36	826,630.00	363,235.00
School Buildings	5021304002	9,335,613.00	12,583,656.84	21,919,289.84	363,267.16	1,791,495.62	1,142,321.15	2,024,398.10	5,321,482.03	352,667.16	841,130.12	1,134,928.95	2,408,815.80	4,735,542.03	16,597,787.81	227,310.00	358,630.00
Other Structures	5021304009	3,445,000.00	1,671,591.25	5,116,591.25	107,823.86	281,472.49	116,105.35	550,428.00	1,055,829.70	72,393.86	218,157.49	211,520.35	(50,167.00)	451,904.70	4,000,799.55	599,320.00	4,605.00
Repairs and Maintenance - Machinery and Equipment	5021305000	2,834,000.00	12,314,950.95	15,148,950.95	800.00	0.00	0.00	(24,200.00)	(23,400.00)	800.00	0.00	0.00	(24,200.00)	(23,400.00)	15,172,350.95	0.00	0.00
Machinery	5021305001	0.00	1,400,000.00	1,400,000.00	0.00	0.00	0.00	0.00	0.00	0.00	0.00	0.00	0.00	0.00	1,400,000.00	0.00	0.00
Office Equipment	5021305002	400,000.00	705,556.00	1,105,556.00	800.00	0.00	0.00	(24,200.00)	(23,400.00)	800.00	0.00	0.00	(24,200.00)	(23,400.00)	1,128,956.00	0.00	0.00
Information and Communication Technology Equipment	5021305003	831,500.00	(100,000.00)	731,500.00	0.00	0.00	0.00	0.00	0.00	0.00	0.00	0.00	0.00	0.00	731,500.00	0.00	0.00
Medical Equipment	5021305011	0.00	54,050.00	54,050.00	0.00	0.00	0.00	0.00	0.00	0.00	0.00	0.00	0.00	0.00	54,050.00	0.00	0.00
Printing Equipment	5021305012	225,000.00	587,457.40	812,457.40	0.00	0.00	0.00	0.00	0.00	0.00	0.00	0.00	0.00	0.00	812,457.40	0.00	0.00
Technical and Scientific Equipment	5021305014	0.00	6,350,000.00	6,350,000.00	0.00	0.00	0.00	0.00	0.00	0.00	0.00	0.00	0.00	0.00	6,350,000.00	0.00	0.00
Other Machinery and Equipment	5021305099	1,377,500.00	3,317,887.55	4,695,387.55	0.00	0.00	0.00	0.00	0.00	0.00	0.00	0.00	0.00	0.00	4,695,387.55	0.00	0.00
Repairs and Maintenance - Transportation Equipment	5021306000	998,696.00	1,718,999.45	2,717,695.45	13,190.00	241,185.48	84,600.00	73,300.01	412,275.49	13,190.00	22,007.00	201,543.48	125,985.01	362,725.49	2,305,419.96	0.00	49,550.00
Motor Vehicles	5021306001	998,696.00	1,718,999.45	2,717,695.45	13,190.00	241,185.48	84,600.00	73,300.01	412,275.49	13,190.00	22,007.00	201,543.48	125,985.01	362,725.49	2,305,419.96	0.00	49,550.00
Repairs and Maintenance - Furniture and Fixtures	5021307000	0.00	75,000.00	75,000.00	0.00	0.00	0.00	0.00	0.00	0.00	0.00	0.00	0.00	0.00	75,000.00	0.00	0.00
Repairs and Maintenance - Furniture and Fixtures	5021307000	0.00	75,000.00	75,000.00	0.00	0.00	0.00	0.00	0.00	0.00	0.00	0.00	0.00	0.00	75,000.00	0.00	0.00
Taxes, Insurance Premiums and Other Fees	5021500000	3,203,991.20	3,188,138.39	6,392,129.59	10,785.81	4,364.11	15,381.26	1,962,194.72	1,992,705.90	10,785.81	4,364.11	15,381.26	1,491,394.72	1,521,905.90	4,399,423.69	470,800.00	0.00
Fidelity Bond Premiums	5021502000	15,000.00	20,000.00	35,000.00	0.00	0.00	0.00	0.00	0.00	0.00	0.00	0.00	0.00	0.00	35,000.00	0.00	0.00
Fidelity Bond Premiums	5021502000	15,000.00	20,000.00	35,000.00	0.00	0.00	0.00	0.00	0.00	0.00	0.00	0.00	0.00	0.00	35,000.00	0.00	0.00
Insurance Expenses	5021503000	3,188,991.20	3,168,138.39	6,357,129.59	10,785.81	4,364.11	15,381.26	1,962,194.72	1,992,705.90	10,785.81	4,364.11	15,381.26	1,491,394.72	1,521,905.90	4,364,423.69	470,800.00	0.00
Insurance Expenses	5021503000	3,188,991.20	3,168,138.39	6,357,129.59	10,785.81	4,364.11	15,381.26	1,962,194.72	1,992,705.90	10,785.81	4,364.11	15,381.26	1,491,394.72	1,521,905.90	4,364,423.69	470,800.00	0.00
Labor and Wages	5021600000	17,003,317.00	18,368,461.24	35,371,778.24	4,284,168.63	4,877,451.79	3,398,841.60	6,131,951.96	18,692,413.98	4,284,168.63	4,877,451.79	3,398,841.60	6,131,951.96	18,692,413.98	16,679,364.26	0.00	0.00
Labor and Wages	5021601000	17,003,317.00	18,368,461.24	35,371,778.24	4,284,168.63	4,877,451.79	3,398,841.60	6,131,951.96	18,692,413.98	4,284,168.63	4,877,451.79	3,398,841.60	6,131,951.96	18,692,413.98	16,679,364.26	0.00	0.00
Labor and Wages	5021601000	17,003,317.00	18,368,461.24	35,371,778.24	4,284,168.63	4,877,451.79	3,398,841.60	6,131,951.96	18,692,413.98	4,284,168.63	4,877,451.79	3,398,841.60	6,131,951.96	18,692,413.98	16,679,364.26	0.00	0.00
Other Maintenance and Operating Expenses	5029900000	39,660,141.28	53,852,081.41	93,512,222.69	2,494,993.56	2,988,410.10	6,495,190.84	8,363,068.17	20,361,862.67	1,620,051.27	1,777,135.04	3,828,447.93	6,916,903.89	14,142,538.13	73,150,560.02	4,966,110.69	1,253,014.45
Printing and Publication Expenses	5029902000	1,220,278.00	5,755,491.98	6,975,769.98	61,973.65	67,653.15	96,495.43	280,722.85	506,845.08	56,373.65	59,213.15	110,535.43	280,722.85	506,845.08	6,468,924.90	0.00	0.00
Printing and Publication Expenses	5029902000	1,220,278.00	5,755,491.98	6,975,769.98	61,973.65	67,653.15	96,495.43	280,722.85	506,845.08	56,373.65	59,213.15	110,535.43	280,722.85	506,845.08	6,468,924.90	0.00	0.00
Membership Dues and Contributions to Organizations	5029906000	350,000.00	2,289,845.64	2,639,845.64	56,328.00	8,312.00	119,531.00	200,000.00	384,171.00	0.00	64,640.00	119,531.00	200,000.00	384,171.00	2,255,674.64	0.00	0.00
Membership Dues and Contributions to Organizations	5029906000	350,000.00	2,289,845.64	2,639,845.64	56,328.00	8,312.00	119,531.00	200,000.00	384,171.00	0.00	64,640						


Department : State Universities and Colleges (SUCs)  
 Agency/Entity : Eastern Visayas State University  
 Operating Unit : < not applicable >  
 Organization Code (UACS) : 08 075 000000  
 Fund Cluster : 05 - Internally Generated Funds  
 (e.g. UACS Fund Cluster: 05-Internally Generated Funds and 06-Business Related Funds)

Particulars	UACS CODE	Approved Budget			Utilizations					Disbursements					Balances		
		Approved Budgeted Revenue	Adjustments (Reductions, Modifications/ Augmentations)	Adjusted Budgeted Revenue	1st Quarter Ending March 31	2nd Quarter Ending June 30	3rd Quarter Ending September 30	4th Quarter Ending December 31	Total	1st Quarter Ending March 31	2nd Quarter Ending June 30	3rd Quarter Ending September 30	4th Quarter Ending December 31	Total	Unutilized Budget	Unpaid Obligations (10-15)=(17+18)	
1	2	3	4	5=[(3)+(4)]	6	7	8	9	10=(8+9)	11	12	13	14	15=(11+12+13+14)	16=(5-10)	17	18
<b>SUMMARY</b>																	
<b>A. AGENCY SPECIFIC BUDGET</b>																	
Power Supply Systems	5080403005	1,150,000.00	2,088,161.01	3,238,161.01	0.00	0.00	0.00	111,132.00	111,132.00	0.00	0.00	0.00	0.00	0.00	3,127,029.01	0.00	111,132.00
Buildings and Other Structures	5080404000	15,215,367.00	196,221,025.87	211,436,392.87	0.00	0.00	0.00	21,186,834.19	21,186,834.19	0.00	0.00	0.00	0.00	0.00	190,249,558.68	244,400.00	20,942,434.19
Buildings	5080404001	1,500,000.00	969,061.44	2,469,061.44	0.00	0.00	0.00	0.00	0.00	0.00	0.00	0.00	0.00	0.00	2,469,061.44	0.00	0.00
School Buildings	5080404002	10,290,367.00	179,543,866.32	189,834,233.32	0.00	0.00	0.00	11,033,315.75	11,033,315.75	0.00	0.00	0.00	0.00	0.00	178,800,917.57	0.00	11,033,315.75
Other Structures	5080404099	3,425,000.00	15,708,098.11	19,133,098.11	0.00	0.00	0.00	10,153,518.44	10,153,518.44	0.00	0.00	0.00	0.00	0.00	8,979,579.67	244,400.00	9,909,118.44
Machinery and Equipment Outlay	5080405000	23,333,613.00	84,467,302.31	107,800,915.31	187,784.00	578,361.00	1,271,631.00	5,044,185.25	7,081,961.25	55,550.00	231,003.00	632,967.00	983,774.00	1,803,294.00	100,718,954.06	629,260.00	4,549,407.25
Machinery	5080405001	2,632,792.00	969,990.00	3,602,782.00	0.00	0.00	0.00	0.00	0.00	0.00	0.00	0.00	0.00	0.00	3,602,782.00	0.00	0.00
Office Equipment	5080405002	4,728,500.00	15,692,510.46	20,419,010.46	187,014.00	441,950.00	491,175.00	131,720.00	1,251,859.00	54,780.00	167,050.00	560,509.00	350,520.00	1,132,859.00	19,167,151.46	0.00	119,000.00
Information and Communication Technology Equipment	5080405003	12,014,321.00	41,218,332.68	53,232,653.68	0.00	138,458.00	496,470.00	2,248,520.25	2,883,448.25	0.00	66,000.00	72,458.00	383,254.00	521,712.00	50,349,205.43	629,260.00	1,732,476.25
Communication Equipment	5080405007	0.00	1,046,972.57	1,046,972.57	0.00	0.00	0.00	0.00	0.00	0.00	0.00	0.00	0.00	0.00	1,046,972.57	0.00	0.00
Disaster Response and Rescue Equipment	5080405009	0.00	300,000.00	300,000.00	0.00	0.00	0.00	0.00	0.00	0.00	0.00	0.00	0.00	0.00	300,000.00	0.00	0.00
Medical Equipment	5080405011	0.00	469,468.98	469,468.98	0.00	0.00	0.00	0.00	0.00	0.00	0.00	0.00	0.00	0.00	469,468.98	0.00	0.00
Printing Equipment	5080405012	0.00	152,840.00	152,840.00	0.00	0.00	0.00	0.00	0.00	0.00	0.00	0.00	0.00	0.00	152,840.00	0.00	0.00
Sports Equipment	5080405013	350,000.00	152,368.28	502,368.28	0.00	0.00	0.00	0.00	0.00	0.00	0.00	0.00	0.00	0.00	502,368.28	0.00	0.00
Technical and Scientific Equipment	5080405014	450,000.00	13,739,897.12	14,189,897.12	0.00	(2,047.00)	0.00	418,868.00	416,821.00	0.00	(2,047.00)	0.00	0.00	(2,047.00)	13,773,066.12	0.00	418,868.00
Other Machinery and Equipment	5080405099	3,160,000.00	10,724,932.22	13,884,932.22	770.00	0.00	283,966.00	2,245,077.00	2,529,833.00	770.00	0.00	0.00	250,000.00	250,770.00	11,355,099.22	0.00	2,279,063.00
Transportation Equipment Outlay	5080406000	0.00	9,669,858.38	9,669,858.38	0.00	0.00	0.00	0.00	0.00	0.00	0.00	0.00	0.00	0.00	9,669,858.38	0.00	0.00
Motor Vehicles	5080406001	0.00	9,669,858.38	9,669,858.38	0.00	0.00	0.00	0.00	0.00	0.00	0.00	0.00	0.00	0.00	9,669,858.38	0.00	0.00
Furniture, Fixtures and Books Outlay	5080407000	2,002,384.00	11,285,273.48	13,287,657.48	0.00	55,500.00	0.00	228,220.00	283,720.00	0.00	55,500.00	0.00	0.00	55,500.00	13,003,937.48	228,220.00	0.00
Furniture and Fixtures	5080407001	2,002,384.00	10,162,247.25	12,164,631.25	0.00	55,500.00	0.00	228,220.00	283,720.00	0.00	55,500.00	0.00	0.00	55,500.00	11,880,911.25	228,220.00	0.00
Books	5080407002	0.00	1,123,026.21	1,123,026.21	0.00	0.00	0.00	0.00	0.00	0.00	0.00	0.00	0.00	0.00	1,123,026.21	0.00	0.00
Other Property Plant and Equipment Outlay	5080409000	798,167.00	2,759,388.80	3,558,555.80	0.00	0.00	0.00	520,000.00	520,000.00	0.00	0.00	0.00	0.00	0.00	3,038,555.80	0.00	520,000.00
Other Property, Plant and Equipment	5080409099	798,167.00	2,759,388.80	3,558,555.80	0.00	0.00	0.00	520,000.00	520,000.00	0.00	0.00	0.00	0.00	0.00	3,038,555.80	0.00	520,000.00
Intangible Assets Outlay	5080900000	850,000.00	5,880,000.00	6,730,000.00	0.00	0.00	0.00	649,890.00	649,890.00	0.00	0.00	0.00	0.00	0.00	6,080,110.00	0.00	649,890.00
Patents/Copyrights	5080801000	0.00	200,000.00	200,000.00	0.00	0.00	0.00	0.00	0.00	0.00	0.00	0.00	0.00	0.00	200,000.00	0.00	0.00
Patents/Copyrights	5080801000	0.00	200,000.00	200,000.00	0.00	0.00	0.00	0.00	0.00	0.00	0.00	0.00	0.00	0.00	200,000.00	0.00	0.00
Computer Software	5080802000	850,000.00	5,680,000.00	6,530,000.00	0.00	0.00	0.00	649,890.00	649,890.00	0.00	0.00	0.00	0.00	0.00	5,880,110.00	0.00	649,890.00
Computer Software	5080802000	850,000.00	5,680,000.00	6,530,000.00	0.00	0.00	0.00	649,890.00	649,890.00	0.00	0.00	0.00	0.00	0.00	5,880,110.00	0.00	649,890.00
<b>GRAND TOTAL</b>		<b>294,237,574.74</b>	<b>651,301,037.02</b>	<b>945,538,611.76</b>	<b>35,886,473.90</b>	<b>57,623,674.25</b>	<b>48,682,922.40</b>	<b>112,688,534.37</b>	<b>255,081,604.92</b>	<b>29,628,258.10</b>	<b>53,403,465.51</b>	<b>40,734,258.03</b>	<b>77,388,239.06</b>	<b>211,154,220.76</b>	<b>690,456,808.84</b>	<b>17,825,363.66</b>	<b>36,102,200.56</b>

Prepared by:   
 BERNARDO, EVON M. KARMELE BARANDA  
 Head, Budget Office  
 Date: February 26, 2025 05:39 PM

Certified Correct:   
 MANOLO P. SOLOR  
 Head, Accounting Office  
 Date: February 26, 2025 05:39 PM

Recommending Approval By:   
 SOLIS, VILMAR S. SOLOR  
 OIC-CA, Finance Services Division  
 Date: February 26, 2025 05:41 PM

Approved By:   
 DE PAZ, DENNIS CARMONA  
 University President  
 Date: February 26, 2025 05:46 PM