







**SUPPLEMENTAL/BID BULLETIN NO. 1**

**Date:** March 26, 2025  
**Title:** IB-2025-03-03 SUPPLY, DELIVERY, AND INSTALLATION OF VARIOUS FURNITURE AND FIXTURES FOR OFFICES AT THE EVSU-MAIN CAMPUS  
**Reference No.:** 11870134




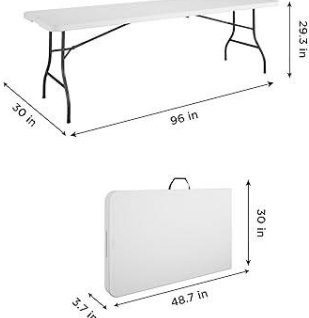
This bulletin is being issued to revise/clarify certain portions of the bidding documents. This shall form an integral part of the bidding document for the above-mentioned procurement project.

**Amended Technical Specifications**

IB-2025-03-03 SUPPLY, DELIVERY, AND INSTALLATION OF VARIOUS FURNITURE AND FIXTURES FOR OFFICES AT THE EVSU-MAIN CAMPUS				
LOT NO.	DESCRIPTION	QTY	UNIT	Statement of Compliance Comply/ Not Comply
<b>1</b>	<b>01-0012-25 NSTP (NAVY ROTC)</b>	<b>1</b>	<b>LOT</b>	
	<b>Uniform Cabinet</b> Material: all metal construction (with doors) Color: brown Height: 8 feet Width: 4 feet Depth: 2 feet 	1	unit	
<b>2</b>	<b>01-0018-25 CASHIERING</b>	<b>1</b>	<b>LOT</b>	
	<b>Heavy Duty Lateral Steel Filing Cabinet</b> 3 drawers Material: Steel Metal Color: Powder Coated Light Gray Finish Accessories: Interlock System Drawers Dimension: 45cm (L) x 90cm (W) x 106cm (H) 	3	units	
	<b>Heavy Duty Lateral Steel Filing Cabinet</b> 4 drawers Material: Steel Metal Color: Powder Coated Light Gray Finish Accessories: File divider, Flush Handle, Locking System, Black Handle Dimension: 45cm (L) x 90cm (W) x 138cm (H) 	3	units	
	<b>Heavy Duty Steel Filing Rack</b> 6 layers Material: Boltless Metal Storage Shelf, Riveted Type Wooden Layer: 6 Board Material: Medium-Density Fiberboard (MDF) Load Capacity: 250kg Upright Thickness: 1.2mm Wooden Layer Thickness: 9mm Color: Dark Gray Accessories: Adjustable Layers, Steel Frame, Protective Non-Slip Footing Dimension: 121.92cm (L) x 45.72cm (W) x 182.88cm (H) 	2	units	









BIDS AND AWARDS COMMITTEE

	<p><b>Bar Stools Counter Height Adjustable High Teller Chair 360 Degrees Swivel Seat (Branded)</b>          Color: Black          [Adjustable Height] - By raising the lever under the seat to adjust the heights easily.          [Extra Comfort] - The seat can swivel 360 degrees; you can switch directions freely.          Equipped with a foot rest, you can put your feet on it and relax legs.          [Upgraded Fabric] - The cushion fabric is made of <b>PU leather</b> not only soft and comfortable.          [Charming Design] - Liven up your space with the charming chair that will catch eyes with its unique stylish charm.</p> 	4	units	
3	<b>01-0027-25 GAD</b>	1	LOT	
	<p><b>Nursing chair with arm rest padded seat</b>          Color: White or Black          Dimension: 79cm (L) x 80cm (W) x 90cm (H)          Weight: 21.2kg          Seat area: 61cm (L) x 53cm (W)  <b>Leatherette seat</b></p> 	1	piece	
	<p><b>Upholstered with High Back Office Chair</b>          Color: Black          Dimension:          Arm to arm: 648mm          Total Depth from Wall: 575mm          Lowest Height: 1193mm          Seat Width: 415mm          Backrest Width: 471mm          Backrest Height from seat: 690mm          Floor to seat: 690mm          Floor to seat (minimum height): 440mm          Base Width (Diameter): 690mm          Base (Center to End): 407mm          Base (Center to Castor): 340mm          Base (Center to End Base): 345mm  <b>Leatherette seat</b></p> 	3	pieces	
4	<b>01-0044-25 EXTENSION</b>	1	LOT	
	<p><b>Foldable Conference Table</b>          Rectangular table          Solid Top Table 96 x 30          Material: Plastic          8-foot Solid Top Table          Commercial Grade          10-seater capacity</p> 	1	unit	

5	01-0050-25 HRMDO	1	LOT	
	<p><b>Round Conference Table Set with 10 seats</b>  <u>Table</u>            Table: 10 seaters  <b>Shape: Round Table of Oval</b>  <b>Color: Beige</b>            Dimension: 2400mm (W) x 1200mm (D) x 750mm (H)            Materials: MFC board            Finish: Cherry with black edge            Special Features: Round Edges  <u>Chair</u>            Chair Type: Typist Chair            Wheeled            Seat Height: 44.52cm            Color: Black            Seat Material: Fabric            Steel Footing</p> 	1	set	
	<p><b>Executive Chair, High Back, Steel Footing</b>            Maximum weight capacity: 100kg            Tilt Lock Function            350mm base and PU casters            Pneumatic Height Adjustment            360 degrees Swivel Function            Ergonomic and dynamic which will provide comfort and durability</p> 	2	units	
	<p><b>Executive Computer Swivel Chair, High Back, Steel Footing</b>            Dimensions: 29.7" (D) x 51.6" (W) x 27.3" (H)            Color: Black            Size: Large            Back Style: Solid Back            Steel Footing</p> 	12	units	
6	01-0069-25 CAS	1	LOT	
	<p><b>Office Cubicles</b>            Dimensions: 90cm (W) x 60cm (D) x 120cm (H)            Particle board with Aluminum Profile  <b>- Laminated</b>  <b>- With Glass</b>  <b>- 4.68 series (Beige)</b>  <b>- Table Top: White</b></p> 	19	pieces	

BIDS AND AWARDS COMMITTEE





	<p><b>Ergonomic Swivel Chair without Headrest</b>          Width (Seat): 20.5 in.          Height Floor to Seat: 18.11 in. (minimum); 22.1 in. (maximum)          120kg load capacity</p> 	3	pieces	
<b>7</b>	<b>01-0071-25 REGISTRAR</b>	<b>1</b>	<b>LOT</b>	
	<p><b>Open Steel Shelves (5 layers)</b>          Dimensions: 6ft. (W) x 7ft (H) x 1.7ft. (D)</p> 	10	pieces	
<b>8</b>	<b>01-0098-25 OUP</b>	<b>1</b>	<b>LOT</b>	
	<p><b>Steel Cabinet with Glass</b>          5 layers          Material: Steel          Steel Thickness: 0.6mm          Dimensions: 1850mm x 900mm x 400mm          5 shelves          Color: White          Handle: Metal</p> 	1	piece	
	<p><b>Steel Lateral Cabinet</b>          4 layers          Material: Steel          Steel Thickness: 0.8mm          Dimensions: 45cm (W) x 90cm (L) x 133cm (H)          Color: Light Gray</p> 	1	piece	
	<p><b>Steel Vertical Filing Cabinet</b>          4 layers          Material: Steel          Steel Thickness: 0.8mm          Dimensions: 62cm (W) x 45cm (L) x 133cm (H)          Color: Light Gray</p> 	1	piece	
<b>9</b>	<b>01-0115-25 COA</b>	<b>1</b>	<b>LOT</b>	
	<p><b>Vertical Metal 4 Drawer Filing Cabinet</b>          Model: 4-layered drawer          Dimensions: 140cm (H) x 46cm (W) x 62cm (D)</p> 	2	units	



BIDS AND AWARDS COMMITTEE

10	01-0165-25 GSO	1	LOT	
	<p><b>Sofa</b>            Total Height: 33" (Frame 29" high, back pillows stick up about 4" above)            Seat Height: Medium at 18"            Seat Depth: Medium at 22"            Depth: 37"            Length: Select from 66", 82", 92", or 102"            Low: VOC            Stain/Wood  <b>Leatherette</b>  <b>Color: black</b></p> 	1	unit	
	<p><b>Office Chairs</b>            Material: Fabric + PVC Armrest + Chromebase            Color: Black            Dimensions: 93.1-106cm x 64cm x 58-65.5cm            360 Degree Swivel            Can Support up to 250 pounds</p> 	2	units	
	<p><b>Cubicle</b>            Dimensions: 12000mm (W) x 600mm (D) x 750mm (H)            Color: Beige            3-side Drawers with center lock            Material: PVC, Steel, and tempered glass  <b>Laminated With Glass</b>  <b>Color: Beige (4.68)</b></p> 	2	units	
11	01-0177-25 LEGAL	1	LOT	
	<p><b>Steel Cabinet</b>            3-drawer Lateral Filing Cabinet with Anti-Tilt Lock Mechanism/ KD            With Steel Handle Lock            Compatible with A4, FC, Letter and Legal-size files            Color: Gray            Dimensions: 90cm (W) x 103cm (H) x 45cm (D)            Weight: 52kgs</p> 	1	unit	
	<p><b>Ergonomic Swivel Office Chair</b>            Thick Ergo Dynamic cushion            Black High Quality Korean Mesh Upholstery            Weight capacity: 100kg            Tilt Lock Mechanism            300mm Chromed Steel Base and PP Casters            Pneumatic Height Adjustment            360 degrees swivel function</p> 	4	units	

**BIDS AND AWARDS COMMITTEE**

	<p><b>Executive Chair</b>          Mesh Executive chair          Black High Quality Korean Mesh Upholstery          Weight capacity: 150kg          Tilt Lock Mechanism          300mm Chromed Steel Base and PP Casters          Pneumatic height adjustment          360-degree swivel function</p> 	1	unit	
<b>12</b>	<b>02-0268-25 GENERAL SERVICES</b>	<b>1</b>	<b>LOT</b>	
	<p><b>Steel Cabinet</b>          File Cabinet Type: Lateral          File Size: A4/ Letter/ Legal          No. of drawers: 4          Overall Width: 42 in.          Overall Height: 52 1/2 in.          Overall Depth: 18-63/100 in.          Finish: Power Coated          Color: Putty          Material: Steel          Handle Type: Full-width drawer pulls          Product Type: Lateral File</p> 	1	piece	
<b>13</b>	<b>02-0269-25 CAAD</b>	<b>1</b>	<b>LOT</b>	
	<p><b>Office Study Table with Drawers</b>          Dimensions: 100cm (W) x 50cm (D) x 75cm (H) <b>(30mm thick top)</b>          Material: MDF  <b>Color: Dark Brown</b></p> 	3	units	
	<p><b>Foldable Ergonomic Study/Computer Chair with Black Leather Seat and Backrest</b>          Material: Leather &amp; Steel &amp; PU plastic          Product Dimension: 47cm (W) x 78cm (H) x 46cm (L)          Weight Bearing capacity: 120kg          Product Features:          The material is made from rust-proof steel          - Steel base structures anchored firmly support the weight well          - All steel padded folding chairs with a powder coated finish are built for long-lasting use and fold up for constant relocation and ease of seating          - The seat is cushioned with PU plastic, waterproof and dustproof          - Longer lifespan, durable &amp; wear-resistant even under rough conditions          Material Analysis:          - Sponge backrest          - Carbon steel pipe          - Sponge Filling          - Thickened steel plate          - Reinforce the beam          - Anti-slip and wear-resistant foot pads</p> 	3	units	

**Drafting Table with Adjustable Tempered Glass Top, Open Drawers, and Drafting Stool**

40 sets

Comfortable Height Drawing Table:

- 25.2" height (sitting at work)
- 35.8" height (standing at work)

Adjustable Drafting Table: 0-75 degrees for 16 Adjustable Angles

[Stable Triangle Structure] - The triangle structure support frame is stable, firm with high load-bearing, which will not easily be deformed.

[Larger Protective Feet] - Found on 4 enlarged non-slip feet for better stability while protecting your floor from scratching.

[Steel Accessories and Frame] - The accessories and frame are made from high-quality steel to ensure many years.

[Additional Stool] - The matched steel stool covered with PU leather and supported by metal legs can hold up to 120kg/265lb.

**Multifunctional Storage Space**

Multipurpose Storage Design:

- Retractable Sub Board
- Stationary Slot
- Storage Drawers
- Storage Rack








Tempered Glass Top:

- Scratch-Proof
- Stain-Proof
- Easy to clean
- Clear View


**- 12mm Thick Tempered Glass Top**



BIDS AND AWARDS COMMITTEE

	<p><b>Metal Cabinet with Swing Glass Doors</b>          Materials: cold rolled steel plate (SPCC)          Finished: Electrostatic Powder Coating          Steel Thickness: 0.6mm          External Dimensions: 1850mm (H) x 900mm (W) x 400mm (D)  <b>Color: Dark Grey + White</b>          Handle: Metal          Lock: with 2 keys          Inner Parts: 4 shelves          Structure: Knock-down          Weight Capacity per Layer: 20-25kgs</p>		4	units	
<b>14</b>	<b>02-0279-25 COT</b>		<b>1</b>	<b>LOT</b>	
	<p><b>4-Layer Steel Filling Cabinet</b>          Vertical Steel Cabinet          Color: Black          Dimensions: 1330mm (H) x 460mm (W) x 620mm (D)</p>		2	units	
<b>15</b>	<b>02-0303-25 COED</b>		<b>1</b>	<b>LOT</b>	
	<p><b>Office Sala Set</b>          Dimensions: 247cm (W) x 85cm (D) x 78cm (H)          Frame: Plywood and Gmelina wood          Fixed Seat Cushion: Polyurethane Foam          Loose Back Cushion: Polyester Fiber          Fabric: 100% Polyester          Legs: Metal Legs  <b>Leatherette</b>  <b>Color: Brown</b></p>		1	units	
<b>16</b>	<b>02-0319-25 COED</b>		<b>1</b>	<b>LOT</b>	
	<p><b>Stainless Cabinet with Glass</b>          Type: Stainless Steel Cabinet          Dimensions: 30cm (11.8 inches) (H) x 150cm (59 inches) (L) x 200cm (78.7 inches) (H)          Doors: 2 Glass Doors          Shelves: 4 Rows x 2 Columns          Material: With Lock System  <b>Color: White</b></p>		3	units	
<b>17</b>	<b>02-0328-25 ACCOUNTING</b>		<b>1</b>	<b>LOT</b>	
	<p><b>Sofa Set</b>  <b>Color: Black</b>          Modern Leather Office Sofa Set with Center Table (1: 3-seater, 2: 1-seater, 1 coffee table)          Footing: Steel          Dimensions: 1000mm x 900mm x 740mm, 2100mm x 900mm x 740mm</p>		1	set	



18	03-0395-25 COE	1	LOT	
	<p><b>Steel Mobile Filing Pedestal</b>            3 drawers            1 central lock            1 Pen Tray            1 File Divider and 5 castors            Material: Steel with Powder Coating            Actual Dimensions: 40cm (W) x 56.5cm (D) x 65.5cm (H)            Color: Beige</p> 	6	sets	
	<p><b>Ergonomic Adjustable Office Chair</b>            3D Armrests and Lumbar Support            High Back with Breathable Mesh            Mesh Seat Cushion            Adjustable Head &amp; Reclines            Color: Black</p> 	5	pieces	
	<p><b>Tall Laboratory Cabinets</b>            Steel Cabinet with Glass Door, Swing Door, Adjustable Shelves, Heavy Duty (Off-white)            High Quality Guaranteed            Dimensions: 900mm x 400mm x 1850mm            Powder Coated            Lockable Swing Door            Adjustable Shelves            Steel Cabinet with Glass Door  <b>Color: White</b></p> 	15	units	
	<p><b>Ergonomic Mesh Office Chair</b>            Office Chair Height Adjustable            Upholstered Mesh Swivel Computer Office            Ergonomic Desk Chair with Lumbar Support &amp; Armrest            Material Mesh Size 01L            Special Feature Armrest            Swivel Capacity: 180kg            Dimensions: 56cm (W) x 53cm (D) x 90cm (H)            Weight: 9kgs</p> 	2	pieces	
	<p><b>Executive Office Swivel Chair</b>            Color: Leatherette Black            High Back Executive Chair Leatherette with footrest            Capacity: 200kgs            Weight: 112-120cm/120kgs</p> 	10	pieces	



**BIDS AND AWARDS COMMITTEE**

<p><b>Sofa Set</b>          Bachelor pad with a sleek black leather sofa <b>with marble center table</b>          Seating capacity: 5-seater          Shape/size: Large shape          Seating height: 17-18mm          1 seater sofa set          2 single couches</p> 	1	set	
<p><b>Visitors Chairs</b>          Visitors chair with armrest          Material: Mesh Backrest &amp; seat rest,          Chrome Legs          Warranty: 6 months          Finish: Black          Capacity: 100kgs          Weight: 65cm/100kgs</p>		4	pieces

All statements and formats referring to this clause should be amended/corrected accordingly.

For guidance and information of all concerned.

For further information, please refer to:

**(SGD) VINCENT B. CABANTOC**  
 Head, BAC Secretariat  
 CP No. 0953-355-7046 - TM  
 Email Add: [evsu.bacsecretariat@evsu.edu.ph](mailto:evsu.bacsecretariat@evsu.edu.ph)

Noted:

**(SGD) BENEDICTO T. MILITANTE, JR., Ph.D., J.D.**  
 Vice President for Administration & Finance  
 Chairperson, Bids and Awards Committee

