

QUARTERLY PHYSICAL REPORT OF OPERATION  
As of September 30, 2025

Department : State Universities and Colleges (SUCs)  
Agency/Entity : Eastern Visayas State University  
Operating Unit : < not applicable >  
Organization Code (UACS) : 08 075 0000000


Particulars	UACS CODE	Physical Target (Budget Year)					Physical Accomplishment (Budget Year)					Variance as of September 30, 2025	Remarks
		1st Quarter	2nd Quarter	3rd Quarter	4th Quarter	Total	1st Quarter	2nd Quarter	3rd Quarter	4th Quarter	Total		
1	2	3	4	5	6	7	8	9	10	11	12	13	14
HIGHER EDUCATION PROGRAM	3101000000000000												
OO : Relevant and quality tertiary education ensured to achieve inclusive growth and access of poor but deserving students to quality tertiary education increased													
Outcome Indicator(s)													
1. Percentage of first-time licensure exam takers that pass the licensure exams					51.00%	51.00%	39.24% (62/158)	45.92% (180/392)	45.16% (70/155)		44.26% (312/705)	-6.74%	
2. Percentage of graduates (2 years prior) that are employed					52.00%	52.00%		6.7% (136/2,023)	19.08% (386/2,023)		25.80% (522/2,023)	-26.2%	
Output Indicator(s)													
1. Percentage of undergraduate students enrolled in CHED-identified and RDC-identified priority programs			63.35%		63.35%	63.35%	68.85% (14,583/21,182)		71.29% (16,534/23,193)		70.12% (31,117/44,375)	6.77%	
2. Percentage of undergraduate programs with accreditation			85.00%		85.00%	85.00%	95.45 % (84/88)				95.45 % (84/88)	10.45%	
ADVANCED EDUCATION PROGRAM	3201000000000000												
OO : Higher education research improved to promote economic productivity and innovation													
Outcome Indicator(s)													
1. Percentage of graduate school faculty engaged in research work applied in any of the following:		14.00%	14.00%	14.00%	15.00%	57.00%	75% (9/12)				75% (9/12)	18%	
a. pursuing advanced research degree programs (Ph.D.) or													


Department : State Universities and Colleges (SUCs)  
Agency/Entity : Eastern Visayas State University  
Operating Unit : < not applicable >  
Organization Code (UACS) : 08 075 0000000


Particulars	UACS CODE	Physical Target (Budget Year)					Physical Accomplishment (Budget Year)					Variance as of September 30, 2025	Remarks
		1st Quarter	2nd Quarter	3rd Quarter	4th Quarter	Total	1st Quarter	2nd Quarter	3rd Quarter	4th Quarter	Total		
1	2	3	4	5	6	7	8	9	10	11	12	13	14
b. actively pursuing within the last three (3) years (investigative research, basic and applied scientific research, policy research, social science research) or													
c. producing technologies for commercialization or livelihood improvement or													
d. whose research work resulted in an extension program													
Output Indicator(s)													
1. Percentage of graduate students enrolled in research degree programs		76.00%		76.00%		76.00%		34.77% (436/1,254)	34.28% (409/1,193)		69.05% (845/2,447)	-6.95%	
2. Percentage of accredited graduate programs			88.00%		88.00%	88.00%	100% (16/16)				100% (16/16)	12%	
RESEARCH PROGRAM	3202000000000000												
OO : Higher education research improved to promote economic productivity and innovation													
Outcome Indicator(s)													
1. Number of research outputs in the last three years utilized by the industry or by other beneficiaries		2	4	4	6	16	11	0	0		11	-5	
Output Indicator(s)													
1. Number of research outputs completed within the year		3	5	15	7	30	10	10	3		23	-7	
2. Percentage of research outputs published in internationally-refereed or CHED recognized journal within the year					11.00%	11.00%	63.63%	37.50%	66.6%		167.73%	156.73%	

Department : State Universities and Colleges (SUCs)  
 Agency/Entity : Eastern Visayas State University  
 Operating Unit : < not applicable >  
 Organization Code (UACS) : 08 075 0000000

Particulars	UACS CODE	Physical Target (Budget Year)					Physical Accomplishment (Budget Year)					Variance as of September 30, 2025	Remarks
		1st Quarter	2nd Quarter	3rd Quarter	4th Quarter	Total	1st Quarter	2nd Quarter	3rd Quarter	4th Quarter	Total		
1	2	3	4	5	6	7	8	9	10	11	12	13	14
TECHNICAL ADVISORY EXTENSION PROGRAM	3301000000000000												
OO : Community engagement increased													
Outcome Indicator(s)													
1. Number of active partnerships with LGUs, industries, NGOs, NGAs, SMEs, and other stakeholders as a result of extension activities		3	4	4	5	16	22	8	3		33	17	
Output Indicator(s)													
1. Number of trainees weighted by the length of training		375	375	375	475	1,600	1,081	1,092.50	583.25		2,756.5	1,156.5	
2. Number of extension programs organized and supported consistent with the SUC's mandated and priority programs		6	6	6	7	25	37	18	8		63	38	
3. Percentage of beneficiaries who rate the training course/s as satisfactory or higher in terms of quality and relevance		91.00%	91.00%	91.00%	91.00%	91.00%	100% (1,042/1,042)	100% (1,023/1,023)	100% (536/536)		100%(2,601/2,601)	9%	

Prepared By:   
 ENGR. ROQUE A. SOSTINIANO  
 Director, IPDO  
 Date: January 15, 2026 9:54AM

Recommendation Approval:   
 VILMAR SILVA, CPA  
 CAO, Finance Services Division  
 Date: January 16, 2026 7:00PM

Approved By:   
 DENNIS C. DE PAZ, PhD  
 University President  
 Date: January 16, 2026 7:36PM