

SUMMARY OF APPROPRIATIONS, ALLOTMENTS, OBLIGATIONS, DISBURSEMENTS AND BALANCES BY OBJECT OF EXPENDITURES

As at the Quarter Ending March 31, 2026

Department : State Universities and Colleges (SUCs)  
 Agency/Entity : Eastern Visayas State University  
 Operating Unit : < not applicable >  
 Organization Code (UACS) : 08 075 000000  
 Fund Cluster : 01 - Regular Agency Fund

X	Current Year Appropriations
	Supplemental Appropriations
	Continuing Appropriations

(e.g. UACS Fund Cluster: 01-Regular Agency Fund, 02-Foreign Assisted Projects Fund, 03-Special Account-Locally Funded/Domestic Grants Fund, and 04-Special Account-Foreign Assisted/Foreign Grants Fund)

Particulars	UACS CODE	Appropriations					Allotments		Obligations					Disbursements					Balances				
		Authorized Appropriations	Adjustments (Transfer To/From, Modifications/ Augmentations)	Adjusted Appropriations	Allotments Received	Adjustments (Reductions, Modifications/ Augmentations)	Transfer To	Transfer From	Adjusted Allotments	1st Quarter Ending March 31	2nd Quarter Ending June 30	3rd Quarter Ending September 30	4th Quarter Ending December 31	Total	1st Quarter Ending March 31	2nd Quarter Ending June 30	3rd Quarter Ending September 30	4th Quarter Ending December 31	Total	Unreleased Appropriations	Unobligated Allotments	Unpaid Obligations (15-20)=(23+24)	
1	2	3	4	5=(3+4)	6	7	8	9	10=[8+(-7)-8+9]	11	12	13	14	15=(11+12+13+14)	16	17	18	19	20=(16+17+18+19)	21=(5-10)	22=(10-15)	23	24
<b>SUMMARY</b>		1,047,792,000.00	0.00	1,047,792,000.00	949,369,000.00	0.00	0.00	0.00	949,369,000.00	137,163,877.99	0.00	0.00	0.00	137,163,877.99	135,564,032.46	0.00	0.00	0.00	135,564,032.46	98,423,000.00	812,205,122.01	772,660.63	837,185.00
<b>A. AGENCY SPECIFIC BUDGET</b>		996,583,000.00	0.00	996,583,000.00	898,160,000.00	0.00	0.00	0.00	898,160,000.00	125,156,112.80	0.00	0.00	0.00	125,156,112.80	123,662,750.35	0.00	0.00	0.00	123,662,750.35	98,423,000.00	773,003,887.20	666,177.45	837,185.00
Personnel Services		614,886,000.00	0.00	614,886,000.00	556,463,000.00	0.00	0.00	0.00	556,463,000.00	116,674,510.20	0.00	0.00	0.00	116,674,510.20	116,129,953.15	0.00	0.00	0.00	116,129,953.15	58,423,000.00	438,788,489.80	544,687.05	0.00
Salaries and Wages		430,965,000.00	(826,000.00)	430,139,000.00	430,965,000.00	(826,000.00)	0.00	0.00	430,139,000.00	103,115,424.94	0.00	0.00	0.00	103,115,424.94	102,642,537.62	0.00	0.00	0.00	102,642,537.62	0.00	327,023,576.06	472,887.32	0.00
Salaries and Wages - Regular	5010101000	426,750,000.00	(826,000.00)	425,924,000.00	426,750,000.00	(826,000.00)	0.00	0.00	425,924,000.00	102,455,719.52	0.00	0.00	0.00	102,455,719.52	101,984,840.40	0.00	0.00	0.00	101,984,840.40	0.00	323,468,280.48	470,879.12	0.00
Basic Salary - Civilian	5010101001	426,750,000.00	(826,000.00)	425,924,000.00	426,750,000.00	(826,000.00)	0.00	0.00	425,924,000.00	102,455,719.52	0.00	0.00	0.00	102,455,719.52	101,984,840.40	0.00	0.00	0.00	101,984,840.40	0.00	323,468,280.48	470,879.12	0.00
Salaries and Wages - Casual/Contractual	5010102000	4,215,000.00	0.00	4,215,000.00	4,215,000.00	0.00	0.00	0.00	4,215,000.00	659,705.42	0.00	0.00	0.00	659,705.42	657,897.22	0.00	0.00	0.00	657,897.22	0.00	3,555,294.58	2,008.20	0.00
Other Compensation		106,554,000.00	826,000.00	107,380,000.00	106,554,000.00	826,000.00	0.00	0.00	107,380,000.00	10,577,169.57	0.00	0.00	0.00	10,577,169.57	10,565,169.57	0.00	0.00	0.00	10,565,169.57	0.00	96,802,830.43	12,000.00	0.00
Personal Economic Relief Allowance (PERA)	5010201000	18,912,000.00	0.00	18,912,000.00	18,912,000.00	0.00	0.00	0.00	18,912,000.00	4,559,601.06	0.00	0.00	0.00	4,559,601.06	4,559,601.06	0.00	0.00	0.00	4,559,601.06	0.00	14,352,398.94	0.00	0.00
PERA - Civilian	5010201001	18,912,000.00	0.00	18,912,000.00	18,912,000.00	0.00	0.00	0.00	18,912,000.00	4,559,601.06	0.00	0.00	0.00	4,559,601.06	4,559,601.06	0.00	0.00	0.00	4,559,601.06	0.00	14,352,398.94	0.00	0.00
Representation Allowance (RA)	5010202000	210,000.00	315,000.00	525,000.00	210,000.00	315,000.00	0.00	0.00	525,000.00	307,500.00	0.00	0.00	0.00	307,500.00	301,500.00	0.00	0.00	0.00	301,500.00	0.00	217,500.00	6,000.00	0.00
Transportation Allowance (TA)	5010203000	210,000.00	315,000.00	525,000.00	210,000.00	315,000.00	0.00	0.00	525,000.00	307,500.00	0.00	0.00	0.00	307,500.00	301,500.00	0.00	0.00	0.00	301,500.00	0.00	217,500.00	6,000.00	0.00
Transportation Allowance (TA)	5010203001	210,000.00	315,000.00	525,000.00	210,000.00	315,000.00	0.00	0.00	525,000.00	307,500.00	0.00	0.00	0.00	307,500.00	301,500.00	0.00	0.00	0.00	301,500.00	0.00	217,500.00	6,000.00	0.00
Clothing/Uniform Allowance	5010204000	5,516,000.00	196,000.00	5,712,000.00	5,516,000.00	196,000.00	0.00	0.00	5,712,000.00	5,136,000.00	0.00	0.00	0.00	5,136,000.00	5,136,000.00	0.00	0.00	0.00	5,136,000.00	0.00	574,000.00	0.00	0.00
Clothing/Uniform Allowance - Civilian	5010204001	5,516,000.00	196,000.00	5,712,000.00	5,516,000.00	196,000.00	0.00	0.00	5,712,000.00	5,136,000.00	0.00	0.00	0.00	5,136,000.00	5,136,000.00	0.00	0.00	0.00	5,136,000.00	0.00	574,000.00	0.00	0.00
Subsistence Allowance (SA)	5010205000	126,000.00	0.00	126,000.00	126,000.00	0.00	0.00	0.00	126,000.00	16,022.73	0.00	0.00	0.00	16,022.73	16,022.73	0.00	0.00	0.00	16,022.73	0.00	109,977.27	0.00	0.00
Subsistence Allowance - Magna Carta for Public Health Workers under R.A. 7305	5010205003	126,000.00	0.00	126,000.00	126,000.00	0.00	0.00	0.00	126,000.00	16,022.73	0.00	0.00	0.00	16,022.73	16,022.73	0.00	0.00	0.00	16,022.73	0.00	109,977.27	0.00	0.00
Laundry Allowance ( LA )	5010206000	13,000.00	0.00	13,000.00	13,000.00	0.00	0.00	0.00	13,000.00	2,038.63	0.00	0.00	0.00	2,038.63	2,038.63	0.00	0.00	0.00	2,038.63	0.00	10,961.37	0.00	0.00
Laundry Allowance - Magna Carta Benefits for Public Health Workers under R.A. 7305	5010206004	13,000.00	0.00	13,000.00	13,000.00	0.00	0.00	0.00	13,000.00	2,038.63	0.00	0.00	0.00	2,038.63	2,038.63	0.00	0.00	0.00	2,038.63	0.00	10,961.37	0.00	0.00
Honoraria	5010210000	1,628,000.00	(117,000.00)	1,511,000.00	1,628,000.00	(117,000.00)	0.00	0.00	1,511,000.00	48,000.00	0.00	0.00	0.00	48,000.00	48,000.00	0.00	0.00	0.00	48,000.00	0.00	1,463,000.00	0.00	0.00
Honoraria - Civilian	5010210001	1,628,000.00	(117,000.00)	1,511,000.00	1,628,000.00	(117,000.00)	0.00	0.00	1,511,000.00	48,000.00	0.00	0.00	0.00	48,000.00	48,000.00	0.00	0.00	0.00	48,000.00	0.00	1,463,000.00	0.00	0.00
Hazard Pay ( HP )	5010211000	933,000.00	0.00	933,000.00	933,000.00	0.00	0.00	0.00	933,000.00	159,507.15	0.00	0.00	0.00	159,507.15	159,507.15	0.00	0.00	0.00	159,507.15	0.00	773,492.85	0.00	0.00
HP - Magna Carta Benefits for Public Health Workers under R.A. 7305	5010211005	933,000.00	0.00	933,000.00	933,000.00	0.00	0.00	0.00	933,000.00	159,507.15	0.00	0.00	0.00	159,507.15	159,507.15	0.00	0.00	0.00	159,507.15	0.00	773,492.85	0.00	0.00
Year End Bonus	5010214000	35,563,000.00	0.00	35,563,000.00	35,563,000.00	0.00	0.00	0.00	35,563,000.00	0.00	0.00	0.00	0.00	0.00	0.00	0.00	0.00	0.00	0.00	0.00	35,563,000.00	0.00	0.00
Bonus - Civilian	5010214001	35,563,000.00	0.00	35,563,000.00	35,563,000.00	0.00	0.00	0.00	35,563,000.00	0.00	0.00	0.00	0.00	0.00	0.00	0.00	0.00	0.00	0.00	0.00	35,563,000.00	0.00	0.00
Cash Gift	5010215000	3,940,000.00	0.00	3,940,000.00	3,940,000.00	0.00	0.00	0.00	3,940,000.00	0.00	0.00	0.00	0.00	0.00	0.00	0.00	0.00	0.00	0.00	0.00	3,940,000.00	0.00	0.00
Cash Gift - Civilian	5010215001	3,940,000.00	0.00	3,940,000.00	3,940,000.00	0.00	0.00	0.00	3,940,000.00	0.00	0.00	0.00	0.00	0.00	0.00	0.00	0.00	0.00	0.00	0.00	3,940,000.00	0.00	0.00
Mid-Year Bonus - Civilian	5010216000	35,563,000.00	0.00	35,563,000.00	35,563,000.00	0.00	0.00	0.00	35,563,000.00	0.00	0.00	0.00	0.00	0.00	0.00	0.00	0.00	0.00	0.00	0.00	35,563,000.00	0.00	0.00
Mid-Year Bonus - Civilian	5010216001	35,563,000.00	0.00	35,563,000.00	35,563,000.00	0.00	0.00	0.00	35,563,000.00	0.00	0.00	0.00	0.00	0.00	0.00	0.00	0.00	0.00	0.00	0.00	35,563,000.00	0.00	0.00
Other Bonuses and Allowances	5010299000	3,940,000.00	117,000.00	4,057,000.00	3,940,000.00	117,000.00	0.00	0.00	4,057,000.00	39,000.00	0.00	0.00	0.00	39,000.00	39,000.00	0.00	0.00	0.00	39,000.00	0.00	4,018,000.00	0.00	0.00
Per Diems - Civilian	5010299001	0.00	117,000.00	117,000.00	0.00	117,000.00	0.00	0.00	117,000.00	39,000.00	0.00	0.00	0.00	39,000.00	39,000.00	0.00	0.00	0.00	39,000.00	0.00	78,000.00	0.00	0.00
Productivity Enhancement Incentive - Civilian	5010299012	3,940,000.00	0.00	3,940,000.00	3,940,000.00	0.00	0.00	0.00	3,940,000.00	0.00	0.00	0.00	0.00	0.00	0.00	0.00	0.00	0.00	0.00	0.00	3,940,000.00	0.00	0.00
Personnel Benefit Contributions		13,237,000.00	0.00	13,237,000.00	13,237,000.00	0.00	0.00	0.00	13,237,000.00	2,485,251.03	0.00	0.00	0.00	2,485,251.03	2,425,581.30	0.00	0.00	0.00	2,425,581.30	0.00	10,751,748.97	59,668.73	0.00
Pag-IBIG Contributions	5010302000	1,891,000.00	0.00	1,891,000.00	1,891,000.00	0.00	0.00	0.00	1,891,000.00	363,600.00	0.00	0.00	0.00	363,600.00	363,600.00	0.00	0.00	0.00	363,600.00	0.00	1,527,400.00	0.00	0.00
Pag-IBIG - Civilian	5010302001	1,891,000.00	0.00	1,891,000.00	1,891,000.00	0.00	0.00	0.00	1,891,000.00	363,600.00	0.00	0.00	0.00	363,600.00	363,600.00	0.00	0.00	0.00	363,600.00				

Department : State Universities and Colleges (SUCs)  
 Agency/Entity : Eastern Visayas State University  
 Operating Unit : < not applicable >  
 Organization Code (UACS) : 08 075 000000  
 Fund Cluster : 01 - Regular Agency Fund  
 (e.g. UACS Fund Cluster: 01-Regular Agency Fund, 02-Foreign Assisted Projects Fund, 03-Special Account-Locally Funded/Domestic Grants Fund, and 04-Special Account-Foreign Assisted/Foreign Grants Fund)

X	Current Year Appropriations
	Supplemental Appropriations
	Continuing Appropriations


Particulars	UACS CODE	Appropriations					Allotments					Obligations				Disbursements				Balances				
		Authorized Appropriations	Adjustments (Transfer To/From, Modifications/Augmentations)	Adjusted Appropriations	Allotments Received	Adjustments (Reductions, Modifications/Augmentations)	Transfer To	Transfer From	Adjusted Allotments	1st Quarter Ending March 31	2nd Quarter Ending June 30	3rd Quarter Ending September 30	4th Quarter Ending December 31	Total	1st Quarter Ending March 31	2nd Quarter Ending June 30	3rd Quarter Ending September 30	4th Quarter Ending December 31	Total	Unreleased Appropriations	Unobligated Allotments	Unpaid Obligations (15-20)=(23+24)		
		3	4	5=(3+4)	6	7	8	9	10=[(8)-(7)-8+9]	11	12	13	14	15=(11+12+13+14)	16	17	18	19	20=(16+17+18+19)	21=(5-10)	22=(10-15)	23	24	
Other Personnel Benefits		64,130,000.00	0.00	64,130,000.00	5,707,000.00	0.00	0.00	0.00	5,707,000.00	496,664.66	0.00	0.00	0.00	496,664.66	496,664.66	0.00	0.00	0.00	0.00	496,664.66	58,423,000.00	5,210,335.34	0.00	0.00
Terminal Leave Benefits	5010403000	4,286,000.00	0.00	4,286,000.00	4,286,000.00	0.00	0.00	0.00	4,286,000.00	466,229.55	0.00	0.00	0.00	466,229.55	466,229.55	0.00	0.00	0.00	0.00	466,229.55	0.00	3,819,770.45	0.00	0.00
Terminal Leave Benefits - Civilian	5010403001	4,286,000.00	0.00	4,286,000.00	4,286,000.00	0.00	0.00	0.00	4,286,000.00	466,229.55	0.00	0.00	0.00	466,229.55	466,229.55	0.00	0.00	0.00	0.00	466,229.55	0.00	3,819,770.45	0.00	0.00
Other Personnel Benefits	5010499000	59,844,000.00	0.00	59,844,000.00	1,421,000.00	0.00	0.00	0.00	1,421,000.00	30,435.11	0.00	0.00	0.00	30,435.11	30,435.11	0.00	0.00	0.00	0.00	30,435.11	58,423,000.00	1,390,564.89	0.00	0.00
Lump-sum for Filing of Positions - Civilian	5010499007	58,423,000.00	0.00	58,423,000.00	0.00	0.00	0.00	0.00	0.00	0.00	0.00	0.00	0.00	0.00	0.00	0.00	0.00	0.00	0.00	0.00	0.00	0.00	0.00	0.00
Lump-sum for Step Increments - Length of Service	5010499010	1,066,000.00	0.00	1,066,000.00	1,066,000.00	0.00	0.00	0.00	1,066,000.00	25,435.11	0.00	0.00	0.00	25,435.11	25,435.11	0.00	0.00	0.00	0.00	25,435.11	0.00	1,040,564.89	0.00	0.00
Loyalty Award - Civilian	5010499015	355,000.00	0.00	355,000.00	355,000.00	0.00	0.00	0.00	355,000.00	5,000.00	0.00	0.00	0.00	5,000.00	5,000.00	0.00	0.00	0.00	0.00	5,000.00	0.00	350,000.00	0.00	0.00
Maintenance and Other Operating Expenses		333,697,000.00	0.00	333,697,000.00	333,697,000.00	0.00	0.00	0.00	333,697,000.00	8,481,602.60	0.00	0.00	0.00	8,481,602.60	7,622,797.20	0.00	0.00	0.00	0.00	7,622,797.20	0.00	325,216,397.40	121,820.40	837,185.00
Traveling Expenses		5,250,000.00	0.00	5,250,000.00	5,250,000.00	0.00	0.00	0.00	5,250,000.00	295,741.04	0.00	0.00	0.00	295,741.04	295,741.04	0.00	0.00	0.00	0.00	295,741.04	0.00	4,954,258.96	0.00	0.00
Traveling Expenses - Local	5020101000	5,250,000.00	0.00	5,250,000.00	5,250,000.00	0.00	0.00	0.00	5,250,000.00	295,741.04	0.00	0.00	0.00	295,741.04	295,741.04	0.00	0.00	0.00	0.00	295,741.04	0.00	4,954,258.96	0.00	0.00
Training and Scholarship Expenses		2,150,000.00	0.00	2,150,000.00	2,150,000.00	0.00	0.00	0.00	2,150,000.00	153,200.00	0.00	0.00	0.00	153,200.00	153,200.00	0.00	0.00	0.00	0.00	153,200.00	0.00	1,996,800.00	0.00	0.00
Training Expenses	5020201000	2,150,000.00	0.00	2,150,000.00	2,150,000.00	0.00	0.00	0.00	2,150,000.00	153,200.00	0.00	0.00	0.00	153,200.00	153,200.00	0.00	0.00	0.00	0.00	153,200.00	0.00	1,996,800.00	0.00	0.00
Supplies and Materials Expenses		7,612,000.00	0.00	7,612,000.00	7,612,000.00	0.00	0.00	0.00	7,612,000.00	834,686.50	0.00	0.00	0.00	834,686.50	38,686.50	0.00	0.00	0.00	0.00	38,686.50	0.00	6,777,313.50	0.00	796,000.00
Office Supplies Expenses	5020301000	2,695,000.00	0.00	2,695,000.00	2,695,000.00	0.00	0.00	0.00	2,695,000.00	11,381.00	0.00	0.00	0.00	11,381.00	11,381.00	0.00	0.00	0.00	0.00	11,381.00	0.00	2,683,619.00	0.00	0.00
Office Supplies Expenses	5020301002	2,695,000.00	0.00	2,695,000.00	2,695,000.00	0.00	0.00	0.00	2,695,000.00	11,381.00	0.00	0.00	0.00	11,381.00	11,381.00	0.00	0.00	0.00	0.00	11,381.00	0.00	2,683,619.00	0.00	0.00
Accountable Forms Expenses	5020302000	925,000.00	0.00	925,000.00	925,000.00	0.00	0.00	0.00	925,000.00	701,455.00	0.00	0.00	0.00	701,455.00	1,455.00	0.00	0.00	0.00	0.00	1,455.00	0.00	223,545.00	0.00	700,000.00
Fuel, Oil and Lubricants Expenses	5020309000	397,000.00	0.00	397,000.00	397,000.00	0.00	0.00	0.00	397,000.00	4,890.00	0.00	0.00	0.00	4,890.00	4,890.00	0.00	0.00	0.00	0.00	4,890.00	0.00	382,110.00	0.00	0.00
Other Supplies and Materials Expenses	5020396000	3,595,000.00	0.00	3,595,000.00	3,595,000.00	0.00	0.00	0.00	3,595,000.00	116,960.50	0.00	0.00	0.00	116,960.50	20,980.50	0.00	0.00	0.00	0.00	20,980.50	0.00	3,478,019.50	0.00	96,000.00
Utility Expenses		19,454,000.00	0.00	19,454,000.00	19,454,000.00	0.00	0.00	0.00	19,454,000.00	3,801,979.93	0.00	0.00	0.00	3,801,979.93	3,801,979.93	0.00	0.00	0.00	0.00	3,801,979.93	0.00	16,652,020.07	0.00	0.00
Water Expenses	5020401000	2,224,000.00	0.00	2,224,000.00	2,224,000.00	0.00	0.00	0.00	2,224,000.00	289,860.85	0.00	0.00	0.00	289,860.85	289,860.85	0.00	0.00	0.00	0.00	289,860.85	0.00	1,934,139.15	0.00	0.00
Electricity Expenses	5020402000	17,230,000.00	0.00	17,230,000.00	17,230,000.00	0.00	0.00	0.00	17,230,000.00	3,512,119.08	0.00	0.00	0.00	3,512,119.08	3,512,119.08	0.00	0.00	0.00	0.00	3,512,119.08	0.00	13,717,880.92	0.00	0.00
Communication Expenses		700,000.00	0.00	700,000.00	700,000.00	0.00	0.00	0.00	700,000.00	8,915.00	0.00	0.00	0.00	8,915.00	8,915.00	0.00	0.00	0.00	0.00	8,915.00	0.00	691,085.00	0.00	0.00
Postage and Courier Services	5020501000	50,000.00	0.00	50,000.00	50,000.00	0.00	0.00	0.00	50,000.00	4,265.00	0.00	0.00	0.00	4,265.00	4,265.00	0.00	0.00	0.00	0.00	4,265.00	0.00	45,735.00	0.00	0.00
Telephone Expenses	5020502000	630,000.00	0.00	630,000.00	630,000.00	0.00	0.00	0.00	630,000.00	0.00	0.00	0.00	0.00	0.00	0.00	0.00	0.00	0.00	0.00	0.00	0.00	630,000.00	0.00	0.00
Mobile	5020502001	630,000.00	0.00	630,000.00	630,000.00	0.00	0.00	0.00	630,000.00	0.00	0.00	0.00	0.00	0.00	0.00	0.00	0.00	0.00	0.00	0.00	0.00	630,000.00	0.00	0.00
Cable, Satellite, Telegraph and Radio Expenses	5020504000	20,000.00	0.00	20,000.00	20,000.00	0.00	0.00	0.00	20,000.00	4,650.00	0.00	0.00	0.00	4,650.00	4,650.00	0.00	0.00	0.00	0.00	4,650.00	0.00	15,350.00	0.00	0.00
Survey, Research, Exploration and		5,000,000.00	0.00	5,000,000.00	5,000,000.00	0.00	0.00	0.00	5,000,000.00	0.00	0.00	0.00	0.00	0.00	0.00	0.00	0.00	0.00	0.00	0.00	0.00	5,000,000.00	0.00	0.00
Research, Exploration and Development Expenses	5020702000	5,000,000.00	0.00	5,000,000.00	5,000,000.00	0.00	0.00	0.00	5,000,000.00	0.00	0.00	0.00	0.00	0.00	0.00	0.00	0.00	0.00	0.00	0.00	0.00	5,000,000.00	0.00	0.00
Research, Exploration and Development Expenses	5020702002	5,000,000.00	0.00	5,000,000.00	5,000,000.00	0.00	0.00	0.00	5,000,000.00	0.00	0.00	0.00	0.00	0.00	0.00	0.00	0.00	0.00	0.00	0.00	0.00	5,000,000.00	0.00	0.00
Confidential, Intelligence and Extraordinary		150,000.00	0.00	150,000.00	150,000.00	0.00	0.00	0.00	150,000.00	37,500.00	0.00	0.00	0.00	37,500.00	37,500.00	0.00	0.00	0.00	0.00	37,500.00	0.00	112,500.00	0.00	0.00
Extraordinary and Miscellaneous Expenses	5021003000	150,000.00	0.00	150,000.00	150,000.00	0.00	0.00	0.00	150,000.00	37,500.00	0.00	0.00	0.00	37,500.00	37,500.00	0.00	0.00	0.00	0.00	37,500.00	0.00	112,500.00	0.00	0.00
Professional Services		700,000.00	0.00	700,000.00	700,000.00	0.00	0.00	0.00	700,000.00	63,654.97	0.00	0.00	0.00	63,654.97	22,469.97	0.00	0.00	0.00	0.00	22,469.97	0.00	636,345.03	0.00	41,185.00
Legal Services	5021101000	400,000.00	0.00	400,000.00	400,000.00	0.00	0.00	0.00	400,000.00	56,185.00	0.00	0.00	0.00	56,185.00	15,000.00	0.00	0.00	0.00	0.00	15,000.00	0.00	343,815.00	0.00	41,185.00
Auditing Services	5021102000	300,000.00	0.00	300,000.00	300,000.00	0.00	0.00	0.00	300,000.00	7,469.97	0.00	0.00	0.00	7,469.97	7,469.97	0.00	0.00	0.00	0.00	7,469.97	0.00	292,530.03	0.00	0.00
General Services		4,419,000.00	0.00	4,419,000.00	4,419,000.00	0.00	0.00	0.00	4,419,000.00	1,020,858.53	0.00	0.00	0.00	1,020,858.53	1,020,858.53	0.00	0.00	0.00	0.00	1,020,858.53	0.00	3,398,141.47	0.00	0.00
Janitorial Services	5021202000	2,339,000.00	0.00	2,339,000.00	2,339,000.00	0.00	0.00	0.00	2,339,000.00	796,347.95	0.00	0.00	0.00	796,347.95	796,347.95	0.00	0.00	0.00	0.00	796,347.95	0.00	1,582,652.05	0.00	0.00
Security Services	5021203000	2,080,000.00	0.00	2,080,000.00	2,080,000.00																			


Department : State Universities and Colleges (SUCs)  
 Agency/Entity : Eastern Visayas State University  
 Operating Unit : < not applicable >  
 Organization Code (UACS) : 08 075 000000  
 Fund Cluster : 01 - Regular Agency Fund

X	Current Year Appropriations
	Supplemental Appropriations
	Continuing Appropriations


(e.g. UACS Fund Cluster: 01-Regular Agency Fund, 02-Foreign Assisted Projects Fund, 03-Special Account-Locally Funded/Domestic Grants Fund, and 04-Special Account-Foreign Assisted/Foreign Grants Fund)

Particulars	UACS CODE	Appropriations				Allotments				Obligations				Disbursements				Balances						
		Authorized Appropriations	Adjustments (Transfer To/From, Modifications/Augmentations)	Adjusted Appropriations	Allotments Received	Adjustments (Reductions, Modifications/Augmentations)	Transfer To	Transfer From	Adjusted Allotments	1st Quarter Ending March 31	2nd Quarter Ending June 30	3rd Quarter Ending September 30	4th Quarter Ending December 31	Total	1st Quarter Ending March 31	2nd Quarter Ending June 30	3rd Quarter Ending September 30	4th Quarter Ending December 31	Total	Unreleased Appropriations	Unobligated Allotments	Unpaid Obligations (15-20)=(23+24)		
																						Due and Demandable	Not Yet Due and Demandable	
1	2	3	4	5=(3+4)	6	7	8	9	10=[(8+(-7))-8+9]	11	12	13	14	15=(11+12+13+14)	16	17	18	19	20=(16+17+18+19)	21=(5-10)	22=(10-15)	23	24	
Other Maintenance and Operating Expenses		2,537,000.00	0.00	2,537,000.00	2,537,000.00	0.00	0.00	0.00	2,537,000.00	234,260.00	0.00	0.00	0.00	234,260.00	136,542.00	0.00	0.00	0.00	136,542.00	0.00	2,302,740.00	97,718.00	0.00	
Printing and Publication Expenses	5029902000	550,000.00	0.00	550,000.00	550,000.00	0.00	0.00	0.00	550,000.00	5,700.00	0.00	0.00	0.00	5,700.00	5,700.00	0.00	0.00	0.00	5,700.00	0.00	544,300.00	0.00	0.00	
Membership Dues and Contributions to	5029906000	320,000.00	0.00	320,000.00	320,000.00	0.00	0.00	0.00	320,000.00	69,000.00	0.00	0.00	0.00	69,000.00	69,000.00	0.00	0.00	0.00	69,000.00	0.00	251,000.00	0.00	0.00	
Other Maintenance and Operating Expenses	5029999000	1,667,000.00	0.00	1,667,000.00	1,667,000.00	0.00	0.00	0.00	1,667,000.00	159,560.00	0.00	0.00	0.00	159,560.00	61,842.00	0.00	0.00	0.00	61,842.00	0.00	1,507,440.00	97,718.00	0.00	
Other Maintenance and Operating Expenses	5029999099	1,667,000.00	0.00	1,667,000.00	1,667,000.00	0.00	0.00	0.00	1,667,000.00	159,560.00	0.00	0.00	0.00	159,560.00	61,842.00	0.00	0.00	0.00	61,842.00	0.00	1,507,440.00	97,718.00	0.00	
Capital Outlays		48,000,000.00	0.00	48,000,000.00	8,000,000.00	0.00	0.00	0.00	8,000,000.00	0.00	0.00	0.00	0.00	0.00	0.00	0.00	0.00	0.00	0.00	0.00	40,000,000.00	8,000,000.00	0.00	0.00
Property, Plant and Equipment Outlay		48,000,000.00	0.00	48,000,000.00	8,000,000.00	0.00	0.00	0.00	8,000,000.00	0.00	0.00	0.00	0.00	0.00	0.00	0.00	0.00	0.00	0.00	0.00	40,000,000.00	8,000,000.00	0.00	0.00
Buildings and Other Structures	5060404000	48,000,000.00	0.00	48,000,000.00	8,000,000.00	0.00	0.00	0.00	8,000,000.00	0.00	0.00	0.00	0.00	0.00	0.00	0.00	0.00	0.00	0.00	0.00	40,000,000.00	8,000,000.00	0.00	0.00
School Buildings	5060404002	48,000,000.00	0.00	48,000,000.00	8,000,000.00	0.00	0.00	0.00	8,000,000.00	0.00	0.00	0.00	0.00	0.00	0.00	0.00	0.00	0.00	0.00	0.00	40,000,000.00	8,000,000.00	0.00	0.00
B. AUTOMATIC APPROPRIATIONS		51,209,000.00	0.00	51,209,000.00	51,209,000.00	0.00	0.00	0.00	51,209,000.00	12,007,765.19	0.00	0.00	0.00	12,007,765.19	11,901,282.11	0.00	0.00	0.00	11,901,282.11	0.00	39,201,234.81	106,483.08	0.00	0.00
Retirement and Life Insurance Premiums		51,209,000.00	0.00	51,209,000.00	51,209,000.00	0.00	0.00	0.00	51,209,000.00	12,007,765.19	0.00	0.00	0.00	12,007,765.19	11,901,282.11	0.00	0.00	0.00	11,901,282.11	0.00	39,201,234.81	106,483.08	0.00	0.00
GRAND TOTAL		1,047,792,000.00	0.00	1,047,792,000.00	949,369,000.00	0.00	0.00	0.00	949,369,000.00	137,163,877.99	0.00	0.00	0.00	137,163,877.99	135,654,032.46	0.00	0.00	0.00	135,654,032.46	96,423,000.00	812,206,122.01	772,660.53	837,185.00	

Prepared by:   
 EVONE MAE K. B. BERNARDO, CPA  
 Head, Budget Office  
 Date: April 20, 2026 09:13 AM

Certified Correct:   
 RUBY M. MANCIO, CPA  
 Head, Accounting Office  
 Date: April 20, 2026 09:13 AM

Recommending Approval By:   
 VILMAR S. SOLIS, CPA  
 CAO, Finance Services Division  
 Date: April 20, 2026 10:32 AM

Approved By:   
 DENNIS G. DE PAZ, PHD  
 University President  
 Date: April 20, 2026 10:47 AM