



**STATEMENT OF APPROVED BUDGET, UTILIZATIONS, DISBURSEMENTS AND BALANCES**  
**(For Off-Budgetary Funds)**  
**As at the Quarter Ending March 31, 2026**


Department : State Universities and Colleges (SUCs)  
 Agency/Entity : Eastern Visayas State University  
 Operating Unit : < not applicable >  
 Organization Code (UACS) : 08 075 0000000  
 Fund Cluster : 06 - Business Related Funds  
 (e.g. UACS Fund Cluster: 05-Internally Generated Funds and 06-Business Related Funds)

Particulars	UACS CODE	Approved Budget			Utilizations					Disbursements					Balances			
		Approved Budgeted Revenue	Adjustments (Reductions, Modifications/ Augmentations)	Adjusted Budgeted Revenue	1st Quarter Ending March 31	2nd Quarter Ending June 30	3rd Quarter Ending September 30	4th Quarter Ending December 31	Total	1st Quarter Ending March 31	2nd Quarter Ending June 30	3rd Quarter Ending September 30	4th Quarter Ending December 31	Total	Unutilized Budget	Unpaid Obligations (10-15)=(17+18)		
																5=[(3+(-4))]	6	7
General Administration and Support	1000000000000000	4,000,000.00	8,330,867.93	12,330,867.93	1,817,907.14	0.00	0.00	0.00	0.00	1,817,907.14	1,445,747.14	0.00	0.00	0.00	1,445,747.14	10,512,760.79	0.00	372,160.00
General Management and Supervision	100000100001000	4,000,000.00	8,330,867.93	12,330,867.93	1,817,907.14	0.00	0.00	0.00	0.00	1,817,907.14	1,445,747.14	0.00	0.00	0.00	1,445,747.14	10,512,760.79	0.00	372,160.00
MOOE		3,827,381.70	8,303,286.23	12,130,667.93	1,817,907.14	0.00	0.00	0.00	0.00	1,817,907.14	1,445,747.14	0.00	0.00	0.00	1,445,747.14	10,312,760.79	0.00	372,160.00
CO		172,618.30	27,381.70	200,000.00	0.00	0.00	0.00	0.00	0.00	0.00	0.00	0.00	0.00	0.00	200,000.00	0.00	0.00	0.00
<b>Sub-Total, General Administration and Support</b>		<b>4,000,000.00</b>	<b>8,330,867.93</b>	<b>12,330,867.93</b>	<b>1,817,907.14</b>	<b>0.00</b>	<b>0.00</b>	<b>0.00</b>	<b>0.00</b>	<b>1,817,907.14</b>	<b>1,445,747.14</b>	<b>0.00</b>	<b>0.00</b>	<b>0.00</b>	<b>1,445,747.14</b>	<b>10,512,760.79</b>	<b>0.00</b>	<b>372,160.00</b>
PS		0.00	0.00	0.00	0.00	0.00	0.00	0.00	0.00	0.00	0.00	0.00	0.00	0.00	0.00	0.00	0.00	0.00
MOOE		3,827,381.70	8,303,286.23	12,130,667.93	1,817,907.14	0.00	0.00	0.00	0.00	1,817,907.14	1,445,747.14	0.00	0.00	0.00	1,445,747.14	10,312,760.79	0.00	372,160.00
FinEx (if Applicable)		0.00	0.00	0.00	0.00	0.00	0.00	0.00	0.00	0.00	0.00	0.00	0.00	0.00	0.00	0.00	0.00	0.00
CO		172,618.30	27,381.70	200,000.00	0.00	0.00	0.00	0.00	0.00	0.00	0.00	0.00	0.00	0.00	200,000.00	0.00	0.00	0.00
<b>Operations</b>	<b>3000000000000000</b>	<b>2,201,153.46</b>	<b>3,481,133.47</b>	<b>5,682,286.93</b>	<b>(298,546.46)</b>	<b>0.00</b>	<b>0.00</b>	<b>0.00</b>	<b>0.00</b>	<b>(298,546.46)</b>	<b>(299,306.46)</b>	<b>0.00</b>	<b>0.00</b>	<b>0.00</b>	<b>(299,306.46)</b>	<b>5,980,833.39</b>	<b>760.00</b>	<b>0.00</b>
UO : Relevant and quality tertiary education ensured to achieve inclusive growth and access of poor but deserving students to quality tertiary education increased	3100000000000000	2,201,153.46	3,481,133.47	5,682,286.93	(298,546.46)	0.00	0.00	0.00	0.00	(298,546.46)	(299,306.46)	0.00	0.00	0.00	(299,306.46)	5,980,833.39	760.00	0.00
HIGHER EDUCATION PROGRAM	3101000000000000	2,201,153.46	3,481,133.47	5,682,286.93	(298,546.46)	0.00	0.00	0.00	0.00	(298,546.46)	(299,306.46)	0.00	0.00	0.00	(299,306.46)	5,980,833.39	760.00	0.00
Provision of Higher Education Services	310100100002000	2,201,153.46	3,481,133.47	5,682,286.93	(298,546.46)	0.00	0.00	0.00	0.00	(298,546.46)	(299,306.46)	0.00	0.00	0.00	(299,306.46)	5,980,833.39	760.00	0.00
MOOE		1,336,049.92	3,401,736.47	4,737,786.39	63,348.54	0.00	0.00	0.00	0.00	63,348.54	62,588.54	0.00	0.00	0.00	62,588.54	4,674,437.85	760.00	0.00
CO		865,103.54	79,397.00	944,500.54	(361,895.00)	0.00	0.00	0.00	0.00	(361,895.00)	(361,895.00)	0.00	0.00	0.00	(361,895.00)	1,306,395.54	0.00	0.00
<b>Sub-Total, Operations</b>		<b>2,201,153.46</b>	<b>3,481,133.47</b>	<b>5,682,286.93</b>	<b>(298,546.46)</b>	<b>0.00</b>	<b>0.00</b>	<b>0.00</b>	<b>0.00</b>	<b>(298,546.46)</b>	<b>(299,306.46)</b>	<b>0.00</b>	<b>0.00</b>	<b>0.00</b>	<b>(299,306.46)</b>	<b>5,980,833.39</b>	<b>760.00</b>	<b>0.00</b>
PS		0.00	0.00	0.00	0.00	0.00	0.00	0.00	0.00	0.00	0.00	0.00	0.00	0.00	0.00	0.00	0.00	0.00
MOOE		1,336,049.92	3,401,736.47	4,737,786.39	63,348.54	0.00	0.00	0.00	0.00	63,348.54	62,588.54	0.00	0.00	0.00	62,588.54	4,674,437.85	760.00	0.00
FinEx (if Applicable)		0.00	0.00	0.00	0.00	0.00	0.00	0.00	0.00	0.00	0.00	0.00	0.00	0.00	0.00	0.00	0.00	0.00
CO		865,103.54	79,397.00	944,500.54	(361,895.00)	0.00	0.00	0.00	0.00	(361,895.00)	(361,895.00)	0.00	0.00	0.00	(361,895.00)	1,306,395.54	0.00	0.00
<b>GRAND TOTAL</b>		<b>6,201,153.46</b>	<b>11,811,801.40</b>	<b>18,012,954.86</b>	<b>1,519,360.68</b>	<b>0.00</b>	<b>0.00</b>	<b>0.00</b>	<b>0.00</b>	<b>1,519,360.68</b>	<b>1,146,440.68</b>	<b>0.00</b>	<b>0.00</b>	<b>0.00</b>	<b>1,146,440.68</b>	<b>16,493,594.18</b>	<b>760.00</b>	<b>372,160.00</b>
PS		0.00	0.00	0.00	0.00	0.00	0.00	0.00	0.00	0.00	0.00	0.00	0.00	0.00	0.00	0.00	0.00	0.00
MOOE		5,163,431.62	11,705,022.70	16,868,454.32	1,881,255.68	0.00	0.00	0.00	0.00	1,881,255.68	1,508,335.68	0.00	0.00	0.00	1,508,335.68	14,987,198.64	760.00	372,160.00
FinEx (if Applicable)		0.00	0.00	0.00	0.00	0.00	0.00	0.00	0.00	0.00	0.00	0.00	0.00	0.00	0.00	0.00	0.00	0.00
CO		1,037,721.84	106,778.70	1,144,500.54	(361,895.00)	0.00	0.00	0.00	0.00	(361,895.00)	(361,895.00)	0.00	0.00	0.00	(361,895.00)	1,506,395.54	0.00	0.00

Prepared by:   
 EVONE MAE KARMELE B. BERNARDO, CPA  
 Head, Budget Office  
 Date: April 22, 2026 03:00 PM

Certified Correct:   
 RUBY M. MERCADO, CPA  
 Head, Accounting Office  
 Date: April 22, 2026 03:00 PM

Recommending Approval By:   
 VELMOR SILVANO SOLIS, CPA  
 CAO, Finance Services Division  
 Date: April 22, 2026 03:21 PM

Approved By:   
 DENNIS C. DE PAZ, PHD  
 University President  
 Date: April 22, 2026 03:37 PM