


STATEMENT OF APPROVED BUDGET, UTILIZATIONS, DISBURSEMENTS AND BALANCES


(For Off-Budgetary Funds)


As at the Quarter Ending March 31, 2026


Department : State Universities and Colleges (SUCs)
 Agency/Entity : Eastern Visayas State University
 Operating Unit : < not applicable >
 Organization Code (UACS) : 08 075 0000000
 Fund Cluster : 05 - Internally Generated Funds
 (e.g. UACS Fund Cluster: 05-Internally Generated Funds and 06-Business Related Funds)

Particulars	UACS CODE	Approved Budget			Utilizations					Total	Disbursements				Total	Unutilized Budget	Unpaid Obligations (10-15)=(17+18)	
		Approved Budgeted Revenue	Adjustments (Reductions, Modifications/Augmentations)	Adjusted Budgeted Revenue	1st Quarter Ending March 31	2nd Quarter Ending June 30	3rd Quarter Ending September 30	4th Quarter Ending December 31	1st Quarter Ending March 31		2nd Quarter Ending June 30	3rd Quarter Ending September 30	4th Quarter Ending December 31	Due and Demandable			Not Yet Due and Demandable	
																		5=[3+(-)4]
General Administration and Support	10000000000000	27,570,000.00	80,705,779.01	108,275,779.01	2,926,287.52	0.00	0.00	0.00	0.00	2,926,287.52	1,478,790.52	0.00	0.00	0.00	1,478,790.52	105,349,491.49	(15,180.00)	1,462,677.00
General Management and Supervision	100000100001000	27,570,000.00	80,705,779.01	108,275,779.01	2,926,287.52	0.00	0.00	0.00	0.00	2,926,287.52	1,478,790.52	0.00	0.00	0.00	1,478,790.52	105,349,491.49	(15,180.00)	1,462,677.00
MOOE		19,451,313.26	43,299,637.64	62,750,950.90	2,856,287.52	0.00	0.00	0.00	0.00	2,856,287.52	1,558,790.52	0.00	0.00	0.00	1,558,790.52	59,894,663.38	(15,180.00)	1,312,677.00
CO		8,118,686.74	37,406,141.37	45,524,828.11	70,000.00	0.00	0.00	0.00	0.00	70,000.00	(80,000.00)	0.00	0.00	0.00	(80,000.00)	45,454,828.11	0.00	150,000.00
Sub-Total, General Administration and Support		27,570,000.00	80,705,779.01	108,275,779.01	2,926,287.52	0.00	0.00	0.00	0.00	2,926,287.52	1,478,790.52	0.00	0.00	0.00	1,478,790.52	105,349,491.49	(15,180.00)	1,462,677.00
PS		0.00	0.00	0.00	0.00	0.00	0.00	0.00	0.00	0.00	0.00	0.00	0.00	0.00	0.00	0.00	0.00	0.00
MOOE		19,451,313.26	43,299,637.64	62,750,950.90	2,856,287.52	0.00	0.00	0.00	0.00	2,856,287.52	1,558,790.52	0.00	0.00	0.00	1,558,790.52	59,894,663.38	(15,180.00)	1,312,677.00
FinEx (if Applicable)		0.00	0.00	0.00	0.00	0.00	0.00	0.00	0.00	0.00	0.00	0.00	0.00	0.00	0.00	0.00	0.00	0.00
CO		8,118,686.74	37,406,141.37	45,524,828.11	70,000.00	0.00	0.00	0.00	0.00	70,000.00	(80,000.00)	0.00	0.00	0.00	(80,000.00)	45,454,828.11	0.00	150,000.00
Operations	30000000000000	263,687,735.12	568,173,113.68	831,860,848.80	39,637,615.48	0.00	0.00	0.00	0.00	39,637,615.48	26,891,890.98	0.00	0.00	0.00	26,891,890.98	792,223,233.32	4,117,127.72	8,628,596.78
OO : Relevant and quality tertiary education ensures to achieve inclusive growth and access of poor but deserving students to quality tertiary education increased.	31000000000000	247,797,735.12	501,795,913.39	749,593,648.51	33,539,337.41	0.00	0.00	0.00	0.00	33,539,337.41	22,393,310.26	0.00	0.00	0.00	22,393,310.26	716,054,311.10	3,912,522.15	7,233,505.00
HIGHER EDUCATION PROGRAM	31010000000000	247,797,735.12	501,795,913.39	749,593,648.51	33,539,337.41	0.00	0.00	0.00	0.00	33,539,337.41	22,393,310.26	0.00	0.00	0.00	22,393,310.26	716,054,311.10	3,912,522.15	7,233,505.00
Provision of Higher Education Services	310100100002000	247,797,735.12	501,795,913.39	749,593,648.51	33,539,337.41	0.00	0.00	0.00	0.00	33,539,337.41	22,393,310.26	0.00	0.00	0.00	22,393,310.26	716,054,311.10	3,912,522.15	7,233,505.00
PS		24,822,291.92	25,759,430.39	50,581,722.31	7,689,036.23	0.00	0.00	0.00	0.00	7,689,036.23	7,186,328.59	0.00	0.00	0.00	7,186,328.59	42,892,686.08	502,707.64	0.00
MOOE		200,699,579.87	269,765,220.04	470,464,799.91	25,814,997.11	0.00	0.00	0.00	0.00	25,814,997.11	15,339,407.60	0.00	0.00	0.00	15,339,407.60	444,849,802.80	3,242,084.51	7,233,505.00
CO		22,275,863.33	206,271,262.96	228,547,126.29	35,304.07	0.00	0.00	0.00	0.00	35,304.07	(132,425.93)	0.00	0.00	0.00	(132,425.93)	228,511,822.22	167,730.00	0.00
OO : Higher education research improved to promote economic productivity and innovation	32000000000000	8,710,000.00	33,034,954.78	41,744,954.78	5,677,845.33	0.00	0.00	0.00	0.00	5,677,845.33	4,357,497.98	0.00	0.00	0.00	4,357,497.98	38,067,109.45	204,605.57	1,115,741.78
ADVANCED EDUCATION PROGRAM	32010000000000	1,530,000.00	12,109,982.73	13,639,982.73	2,307,476.01	0.00	0.00	0.00	0.00	2,307,476.01	2,102,870.44	0.00	0.00	0.00	2,102,870.44	11,332,506.72	204,605.57	0.00
Provision of Advanced Education Services	320100100001000	1,530,000.00	12,109,982.73	13,639,982.73	2,307,476.01	0.00	0.00	0.00	0.00	2,307,476.01	2,102,870.44	0.00	0.00	0.00	2,102,870.44	11,332,506.72	204,605.57	0.00
PS		1,500,000.00	11,318,743.39	12,818,743.39	2,182,769.58	0.00	0.00	0.00	0.00	2,182,769.58	1,978,164.01	0.00	0.00	0.00	1,978,164.01	10,635,973.81	204,605.57	0.00
MOOE		30,000.00	791,239.34	821,239.34	124,706.43	0.00	0.00	0.00	0.00	124,706.43	124,706.43	0.00	0.00	0.00	124,706.43	696,532.91	0.00	0.00
RESEARCH PROGRAM	32020000000000	7,180,000.00	20,924,972.05	28,104,972.05	3,370,369.32	0.00	0.00	0.00	0.00	3,370,369.32	2,254,627.54	0.00	0.00	0.00	2,254,627.54	24,734,602.73	0.00	1,115,741.78
Conduct of Research Services	320200100001000	7,180,000.00	20,924,972.05	28,104,972.05	3,370,369.32	0.00	0.00	0.00	0.00	3,370,369.32	2,254,627.54	0.00	0.00	0.00	2,254,627.54	24,734,602.73	0.00	1,115,741.78
PS		100,000.00	260,000.00	360,000.00	6,000.00	0.00	0.00	0.00	0.00	6,000.00	6,000.00	0.00	0.00	0.00	6,000.00	354,000.00	0.00	0.00
MOOE		7,080,000.00	18,223,360.00	25,303,360.00	3,353,879.32	0.00	0.00	0.00	0.00	3,353,879.32	2,347,227.54	0.00	0.00	0.00	2,347,227.54	21,949,480.68	0.00	1,006,651.78
CO		0.00	2,441,612.05	2,441,612.05	10,490.00	0.00	0.00	0.00	0.00	10,490.00	(98,600.00)	0.00	0.00	0.00	(98,600.00)	2,431,122.05	0.00	109,090.00
OO : Community engagement increased	33000000000000	7,180,000.00	33,342,245.51	40,522,245.51	420,432.74	0.00	0.00	0.00	0.00	420,432.74	141,082.74	0.00	0.00	0.00	141,082.74	40,101,812.77	0.00	279,350.00
TECHNICAL ADVISORY EXTENSION PROGRAM	33010000000000	7,180,000.00	33,342,245.51	40,522,245.51	420,432.74	0.00	0.00	0.00	0.00	420,432.74	141,082.74	0.00	0.00	0.00	141,082.74	40,101,812.77	0.00	279,350.00
Provision of Extension Services	330100100001000	7,180,000.00	33,342,245.51	40,522,245.51	420,432.74	0.00	0.00	0.00	0.00	420,432.74	141,082.74	0.00	0.00	0.00	141,082.74	40,101,812.77	0.00	279,350.00
MOOE		7,180,000.00	28,447,743.50	35,627,743.50	420,432.74	0.00	0.00	0.00	0.00	420,432.74	141,082.74	0.00	0.00	0.00	141,082.74	35,207,310.76	0.00	279,350.00
CO		0.00	4,894,502.01	4,894,502.01	0.00	0.00	0.00	0.00	0.00	0.00	0.00	0.00	0.00	0.00	0.00	4,894,502.01	0.00	0.00
Sub-Total, Operations		263,687,735.12	568,173,113.68	831,860,848.80	39,637,615.48	0.00	0.00	0.00	0.00	39,637,615.48	26,891,890.98	0.00	0.00	0.00	26,891,890.98	792,223,233.32	4,117,127.72	8,628,596.78
PS		26,422,291.92	37,338,173.78	63,760,465.70	9,877,805.81	0.00	0.00	0.00	0.00	9,877,805.81	9,170,492.60	0.00	0.00	0.00	9,170,492.60	53,882,659.89	707,313.21	0.00
MOOE		214,989,679.87	317,227,562.88	532,217,142.75	29,714,015.60	0.00	0.00	0.00	0.00	29,714,015.60	17,952,424.31	0.00	0.00	0.00	17,952,424.31	502,503,127.15	3,242,084.51	8,519,506.78
FinEx (if Applicable)		0.00	0.00	0.00	0.00	0.00	0.00	0.00	0.00	0.00	0.00	0.00	0.00	0.00	0.00	0.00	0.00	0.00
CO		22,275,863.33	213,607,377.02	235,883,240.35	45,794.07	0.00	0.00	0.00	0.00	45,794.07	(231,025.93)	0.00	0.00	0.00	(231,025.93)	235,837,446.28	167,730.00	109,090.00
GRAND TOTAL		291,257,735.12	648,878,892.69	940,136,627.81	42,563,903.00	0.00	0.00	0.00	0.00	42,563,903.00	28,370,681.50	0.00	0.00	0.00	28,370,681.50	897,572,724.81	4,101,947.72	10,091,273.78
PS		26,422,291.92	37,338,173.78	63,760,465.70	9,877,805.81	0.00	0.00	0.00	0.00	9,877,805.81	9,170,492.60	0.00	0.00	0.00	9,170,492.60	53,882,659.89	707,313.21	0.00
MOOE		234,440,893.13	360,527,200.52	594,968,093.65	32,570,303.12	0.00	0.00	0.00	0.00	32,570,303.12	19,511,214.83	0.00	0.00	0.00	19,511,214.83	562,397,790.53	3,226,904.51	9,832,183.78
FinEx (if Applicable)		0.00	0.00	0.00	0.00	0.00	0.00	0.00	0.00	0.00	0.00	0.00	0.00	0.00	0.00	0.00	0.00	0.00
CO		30,394,550.07	251,013,518.39	281,408,068.46	115,794.07	0.00	0.00	0.00	0.00	115,794.07	(311,025.93)	0.00	0.00	0.00	(311,025.93)	281,292,274.39	167,730.00	259,090.00

Prepared by: 
 EVONE MAE M. VALLE B. BERNARDO, CPA
 Head, Budget Office
 Date: April 22, 2026 03:00 PM

Certified Correct: 
 RUBY M. SOLIS, CPA
 Head, Accounting Office
 Date: April 22, 2026 03:00 PM

Recommending Approval By: 
 VILMAR SILVANO, CPA
 CAO, Finance Services Division
 Date: April 22, 2026 03:21 PM

Approved By: 
 DENNIS C. DE PAZ, PHD
 University President
 Date: April 22, 2026 03:37 PM